




CHRISTMAS CARD CRAFTS PACK



Keep scrolling to see
what's included!



WHAT IF CHRISTMAS CRAFTS COULD BE FUN AND HASSLE-FREE?


Simple, print-and-go Christmas crafts for busy holiday lessons

Minimal prep—just scissors, glue, and colouring pencils needed

Flexible activities suitable for all grades, reusable year after year!



INCLUDES ALL THESE AND MORE!




WHAT'S INCLUDED?

- 3D Christmas Tree Craft
- 3D Christmas Bauble Craft
(5 designs to choose from)
- Christmas Card Colouring in
(10 designs to choose from)



MAKING A 3D ORNAMENT

1. Colour your trees / baubles



2. Carefully cut all 4 trees / baubles



3. Fold all pieces in half, and glue together



COMPLETED TREE






COMPLETED BAUBLE



HOW YOU CAN USE THIS RESOURCE

This Christmas Card Crafts Pack is perfect for...

-  Keeping students engaged with a fun, low-prep festive activity
-  Adding personalised messages to turn it into a quick writing task
-  Creating meaningful cards students can take home for family or friends!



HAVE YOU SEEN THIS?



Want a fun end-of-year activity?
This **12 Days of Christmas Maths Puzzle Pack** includes 12 engaging puzzles covering all operations and algebra, each solving a festive Christmas riddle!

12 DAYS OF CHRISTMAS MATHS PUZZLES

THE SYDNEY TEACHER

CHRISTMAS CODE CRACKER

Find the values of the candy cane, present and house. Then use the cipher to match the number values to its corresponding letter to reveal the answer to the riddle.

SYMBOL	NUMBER	LETTER	WORKING OUT

$$\begin{aligned} \text{candy cane} + \text{candy cane} + \text{candy cane} &= 30 \\ \text{present} \times \text{candy cane} + \text{candy cane} &= 60 \\ \text{present} + \text{house} + \text{house} &= 11 \end{aligned}$$

A	B	C	D	E	F	G	H
24	3	8	1	13	0	19	14
N	O	P	Q	R	F	S	T
5	10	12	6	9	14	4	20

Solve today's clue to find the fun, that's so



12 DAYS OF CHRISTMAS MATHS

YEARS 5 & 6