



























# WINTER OLYMPICS THEMED TEAM BUILDING ESCAPE ROOM

## TASK ONE DECODER

A	B	C	D	E	F	G	H	I	J
									
K	L	M	N	O	P	Q	R	S	T
									
U	V	W	X	Y	Z				
									

Keep scrolling to see  
what's included!

# ENCOURAGE TEAMWORK AND COLLABORATION IN YOUR CLASSROOM DURING THE 2026 WINTER OLYMPIC GAMES!



Escape Rooms provide an engaging and exciting way for students to think creatively and work collaboratively!



Students will love working together to uncover the four secret Olympic-themed messages!



This pack includes everything you need in an easy print and go format!



THE SYDNEY TEACHER

## TASK TWO

Supplies needed:

- Task 2 puzzle sheet

Directions:

1. Work together to
2. Once all words c
3. Type the code w

spaces. If the co

### TASK TWO PUZZLE SHEET

THE SYDNEY TEACHER

T	E	L	Y	T	S	E	E	R	F
P	B	O	B	L	E	I	G	H	O
S	I	C	E	H	O	C	K	E	Y
K	A	N	O	R	D	I	C	C	G
E	T	T	R	A	C	K	S	S	N
L	H	M	W	L	U	E	K	K	I
E	L	P	O	P	R	S	I	A	P
T	O	M	N	I	L	P	I	T	M
O	N	U	S	N	I	E	N	I	U
N	I	J	T	E	N	E	G	N	J
E	G	U	L	N	G	D	I	G	O

OLYMPIC RINGS

SKIING	SKATING
LUGE	JUMP
BIATHLON	NORDIC
FREESTYLE	BOBSLEIGH
JUMPING	ALPINE
ICE HOCKEY	CURLING
SPEED	SKELETON
SNOW	TRACK

CODE WORD

--	--	--	--	--	--	--	--	--	--

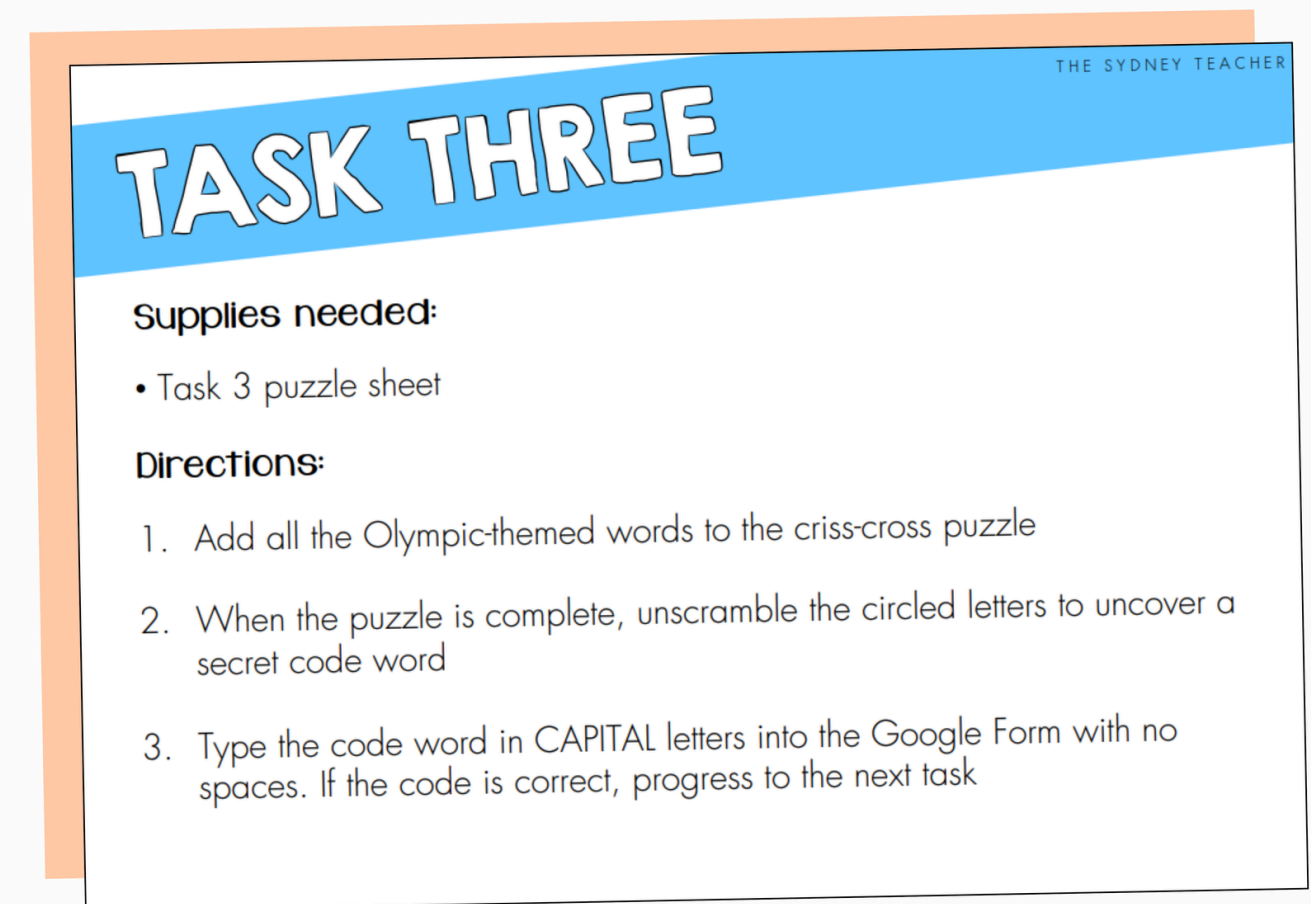
# WHAT'S INCLUDED?



4 logic-based tasks that develop problem solving skills and require collaboration

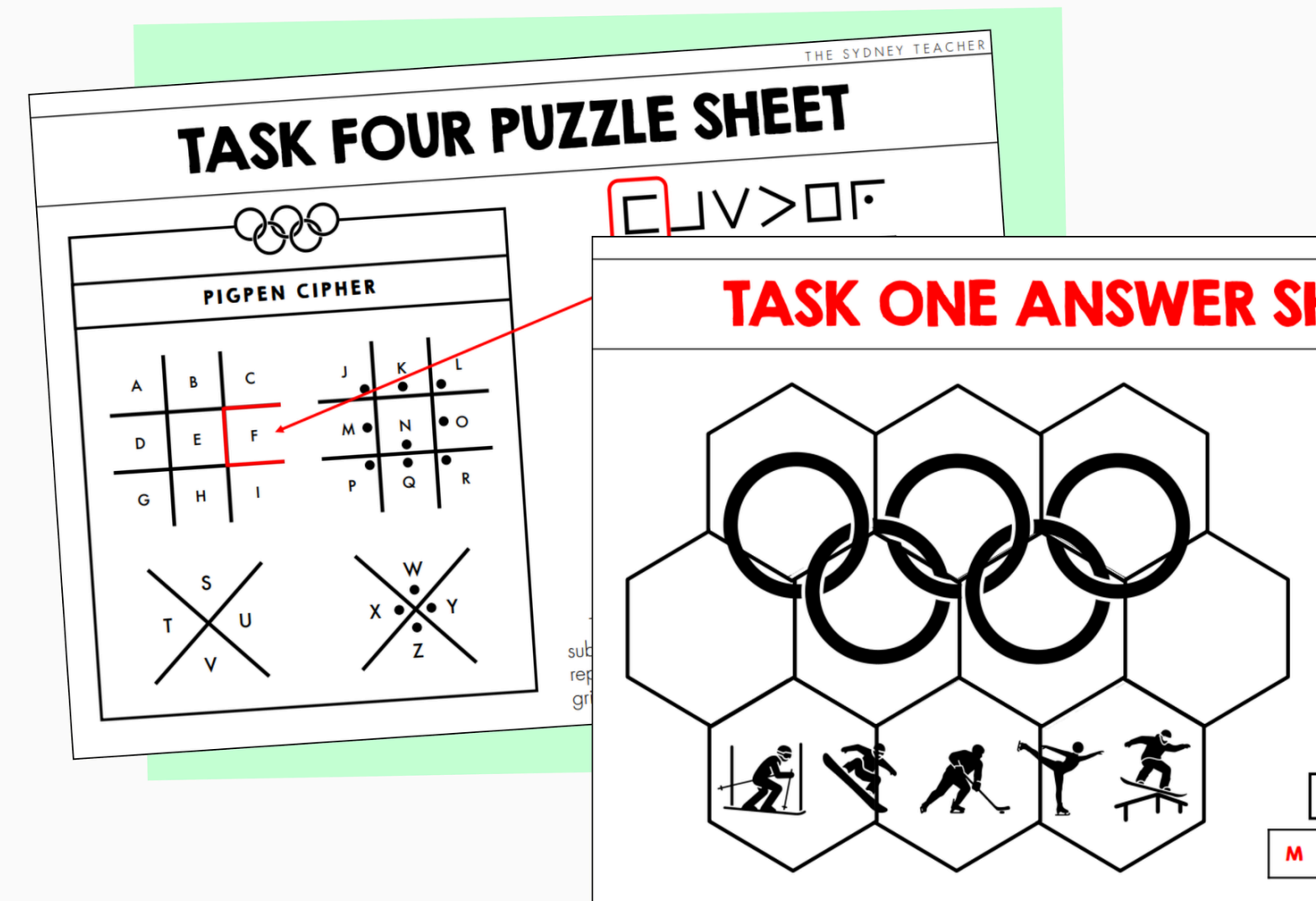


Access to a self-checking/marking Google Form - no teacher marking required!






# HOW DOES IT WORK?

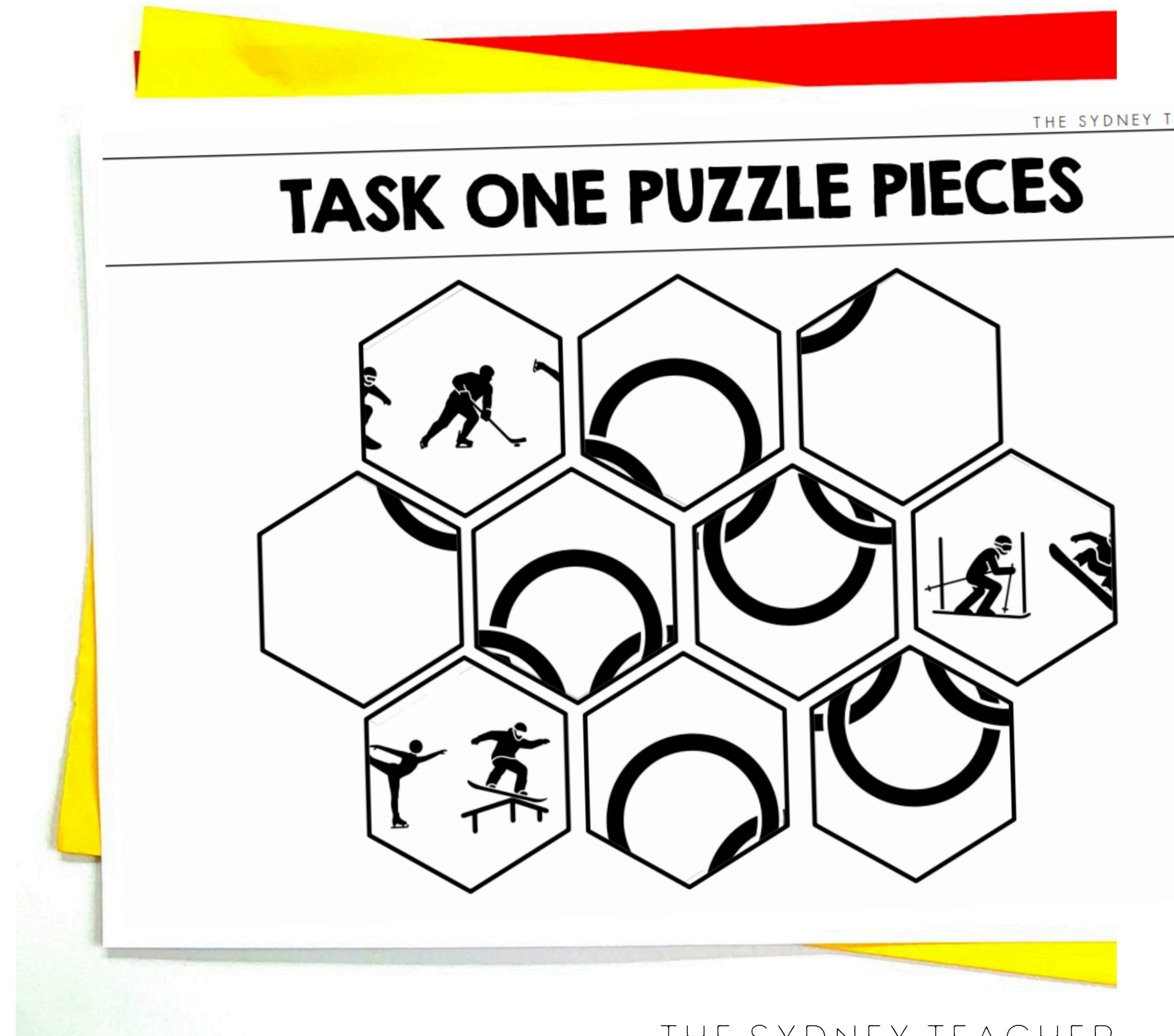
- 1 Divide students into groups of 3 or 4
- 2 Provide all groups with pages 5 – 14 in a plastic sleeve or folder
- 3 Share the Google Form, either through Google Classroom or by writing the link on your board.
- 4 Ensure 1 person in the group has an iPad or access to a computer, so students can access the Google Form and check their answers are correct. NOTE: Students cannot progress to the next task until their answer is typed correctly in the Google Form
- 5 Display page 3 and 4 to set the scene, then you're ready to go!



# HOW YOU CAN USE THIS RESOURCE

This escape room is perfect for...

-  Helping your students develop effective communication skills and team work!
-  Whole class rewards!
-  Open classrooms that WOW parents!



# HAVE YOU SEEN THIS?



“

OMG what a resource!! My kids love doing these tasks. Even used them for an open classroom with parents and they loved the tasks working through them with their children.

”

