





EASTER MATHS  
ESCAPE ROOM  
YEAR 3 & 4

**TASK ONE PUZZLE SHEET** THE SYDNEY TEACHER

	+		+		= 15
	+		+		= 14
	x		+		= 9

 = _____	 = _____	 = _____
---------------------------------------------------------------------------------------------	---------------------------------------------------------------------------------------------	-----------------------------------------------------------------------------------------------

Keep scrolling to see what's included!



# READY TO ENGAGE YOUR LEARNERS WITH EXCITING HANDS-ON MATHS PUZZLES?



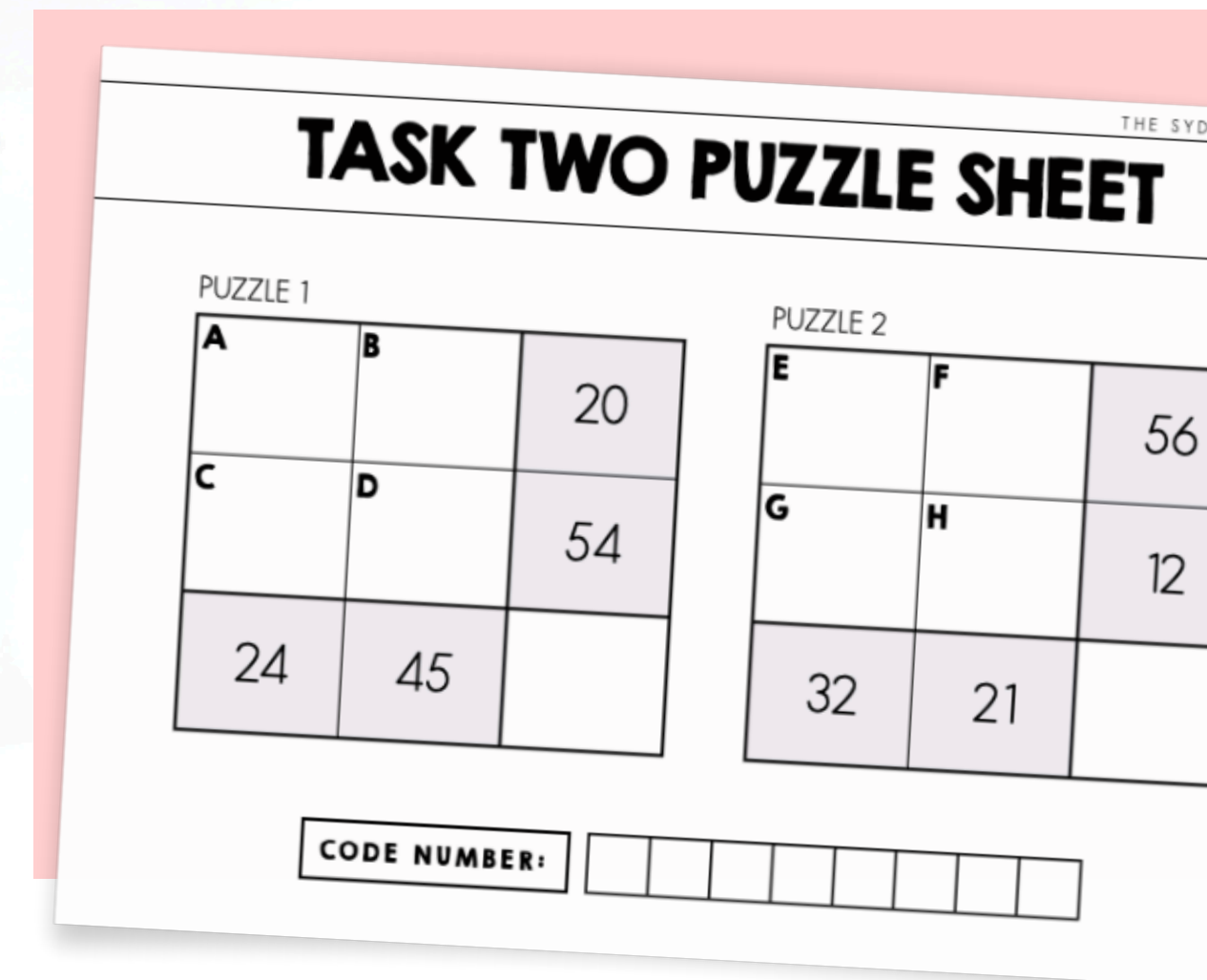
Escape Rooms provide an engaging and exciting way for students to apply their knowledge of mathematics




All 4 puzzles are hands-on and aligned to the Australian Mathematics Curriculum (V9.0)



This pack covers multiplication, division, addition, subtraction and algebra




# WHAT'S INCLUDED?




4 highly engaging mathematics tasks that develop problem solving skills and require collaboration, covering:

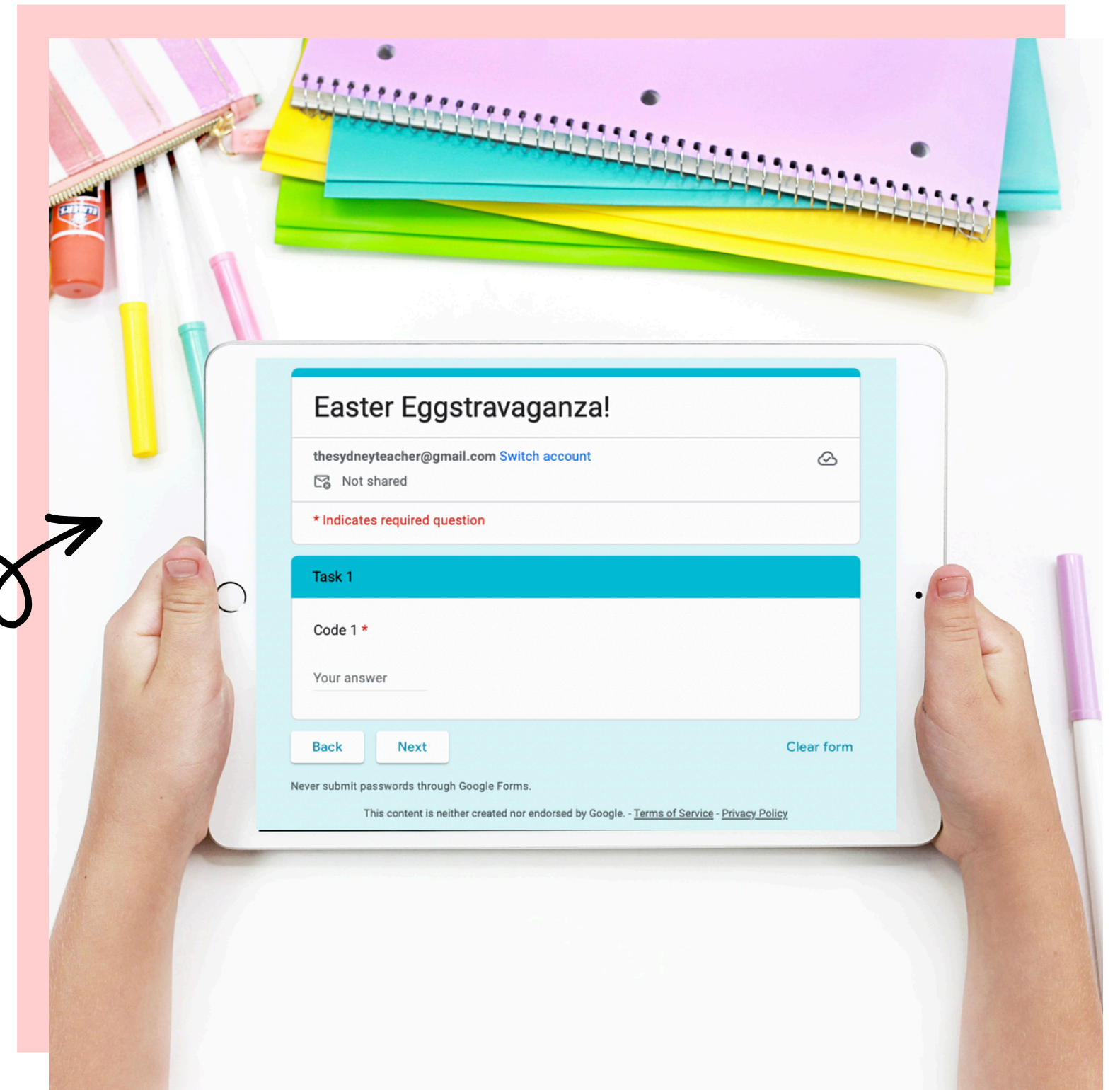
- Multiplication
- Division
- Addition & Subtraction
- Algebra



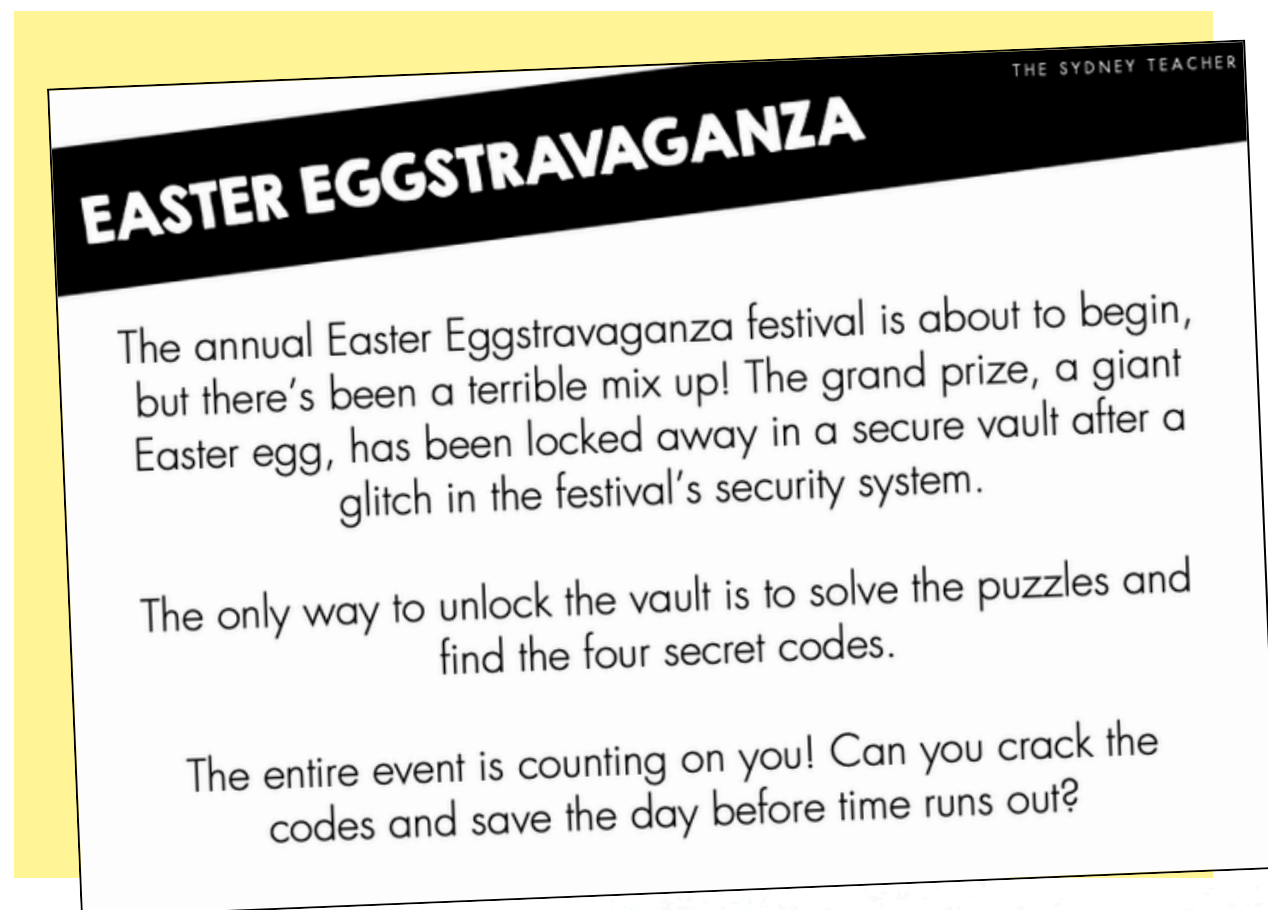
Access to a self-checking Google Form - no teacher marking required!



Access to a digital (Google Slide) version of the activities



# HOW DOES IT WORK?



- 1 Read the 'Easter Eggstravaganza' scenario to set the scene and get students excited for the challenge!
- 2 Students work together to solve the 4 critical thinking puzzles and uncover secret codes
- 3 Before moving from one puzzle to the next, students check their answers on a self-marking Google Sheet
- 4 When they have saved the day, students will receive a congratulatory message!




# DO IT YOUR WAY!

Print and go!

Go digital!





























THE SYDNEY TEACHER



























## TASK ONE PUZZLE SHEET

 +  +  = 15



THE SYDNEY TEACHER

## TASK THREE PUZZLE SHEET

<b>START</b>	 $32 \div 11 = 11$	 $9 \div 3 = 6$	 $11 \div 11 = 1$	 $36 \div 12 = 3$	 $63 \div 7 = 9$
 $18 \div 3 = 6$	 $40 \div 8 = 6$	 $14 \div 2 = 7$	 $24 \div 6 = 4$	 $18 \div 6 = 2$	 $32 \div 8 = 4$
 $60 \div 5 = 12$	 $40 \div 4 = 36$	 $45 \div 9 = 5$	 $10 \div 5 = 5$	 $110 \div 11 = 9$	 $70 \div 10 = 7$
 $90 \div 9 = 10$	 $48 \div 4 = 12$	 $110 \div 11 = 10$	 $28 \div 4 = 6$	 $88 \div 8 = 80$	 $100 \div 10 = 10$
 $108 \div 12 = 8$	 $8 \div 8 = 8$	 $30 \div 5 = 5$	 $46 \div 12 = 4$	 $24 \div 6 = 3$	<b>FINISH</b>




A	B	C	D	E	F	G	H	I	J	K	L	M
												
N	O	P	Q	R	S	T	U	V	W	X	Y	Z
												




SECRET CODE








THE SYDNEY TEACHER


## TASK ONE PUZZLE SHEET


 +  +  = 15

 +  +  = 14

  $\times$   +  = 9


 = \_\_\_\_\_

 = \_\_\_\_\_


 = \_\_\_\_\_

# HOW YOU CAN USE THIS RESOURCE


This escape room is perfect for...




Revising a variety of math concepts in a fun and engaging way



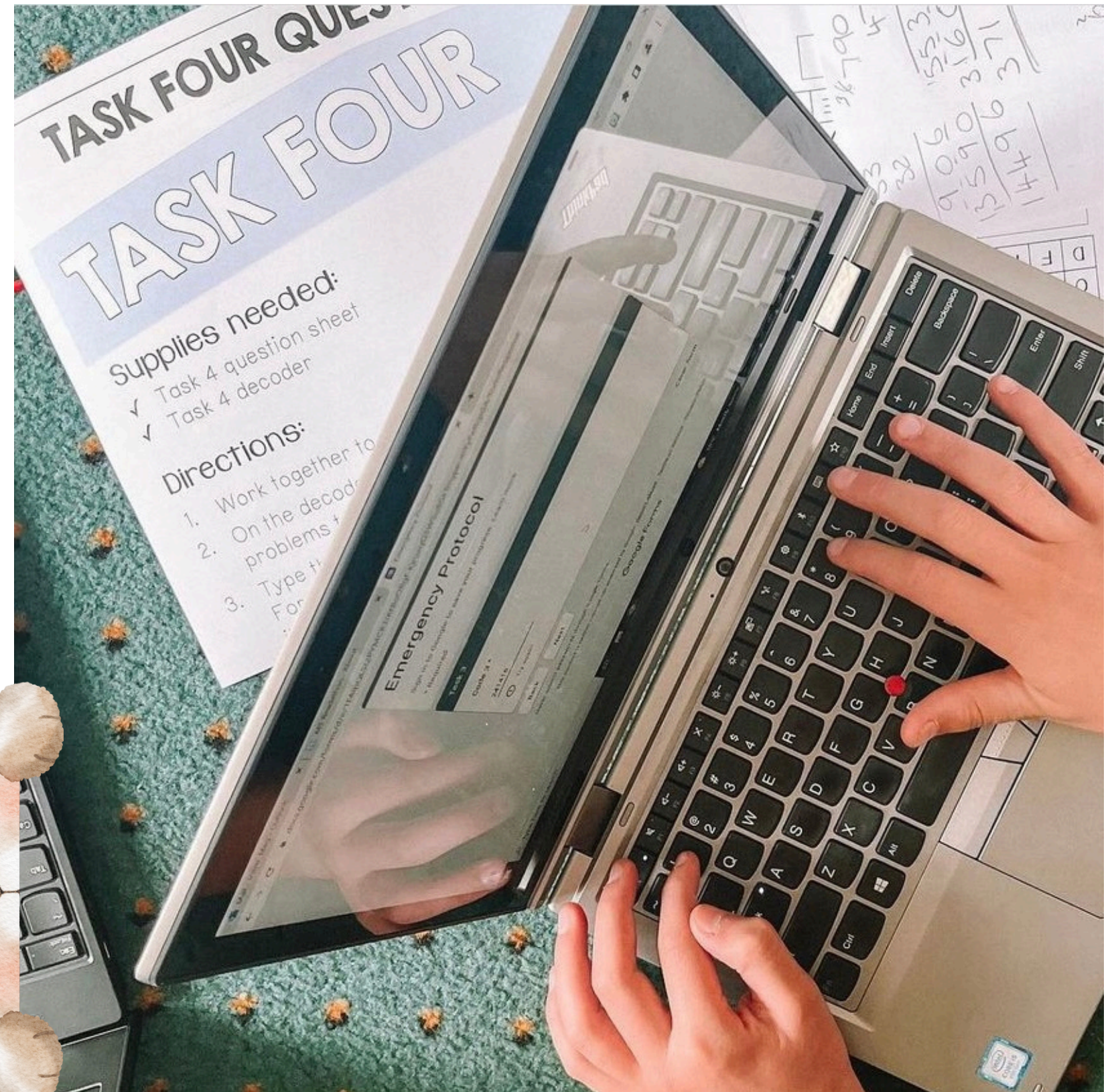
Helping your students develop effective communication skills and team work!



A whole class reward this Easter



Open classrooms that WOW parents!



# WHAT TEACHERS LOVE ABOUT MY ESCAPE ROOMS!



My students were highly engaged in this activity for almost two hours! **They nearly missed their lunch break because they wanted to finish the escape room.**

This was just what I needed. **Escape rooms are awesome but a lot of work to organise. This made it so much easier.** Thank you!

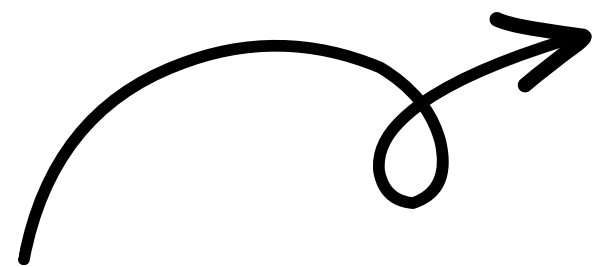
I loved watching my students work together to solve all of these problems. It was so interesting to watch those students who struggled but **they just kept going because they wanted to complete each task!**

I used this for **team building** activities at the beginning of the year. **The class loved it and wanted to keep doing more!**

LOOKING FOR  
MORE?



This was such a fun way to practice their multiplication and division and absolutely love doing this they didn't want to go out to lunch!



# MULTIPLICATION & DIVISION ESCAPE ROOM

**TASK ONE CARDS**

$6 \times 5 =$ <b>B</b>	$56 \div 7 =$ <b>S</b>	$8 \times 2 =$ <b>O</b>	$72 \div 8 =$ <b>R</b>
$2 \times 19 =$	$2 \times 26 =$	$10 \times 4 =$	$2 \times 56 =$

**TASK TWO QUESTION SHEET**

PUZZLE 1

A	B	24
C	D	21
28	E	

PUZZLE 2

F	G	30
H	I	32
20	J	48

CODE: \_\_\_\_\_



YEAR  
3 & 4

ESCAPE THE ZOMBIES