




MONEY MONEY MONEY

Take turns rolling the dice to move your counter around the board. Each time you land, pick a card the same colour as your square. All players start with \$50. The player with the most money at the end of the game wins!



Go back to the start of the game

Find the total:



AUSTRALIAN
MONEY PACK
YEAR 1 AND 2


Keep scrolling to see what's included!

LOOKING FOR A HASSLE-FREE WAY TO TEACH MONEY CONCEPTS EFFECTIVELY?

Includes everything you need to teach money concepts

Designed to make learning about finances enjoyable and accessible for all students


This activity pack is ready to print and go!



INCLUDES ALL THESE AND MORE!

DOLLARS & CENTS

Cut out the coins below and sort them into dollars and cents:



MONEY LABELS


\$1

DIFFERENT WAY, SAME AMOUNT

Show two ways you can pay for the following items, using different combinations/notes each time!




MONEY MATCH UP



The Sydney Teacher

LET'S GO SHOPPING!

Cut the notes needed to purchase each item and paste them in the money purses. Have fun shopping!




BONUS:
After your shopping trip, how much money do you have left over? (below)

Option One:

Option Two:


CONTENTS

What's included in this pack?



40 interactive and outcomes-based activities


- Money Match Up
- Money Labels
- Dollars & Cents
- Ordering Money
- Let's Go Shopping!
- Different Way, Same Amount
- The Same As
- Money, Money, More
- And More!




Ready to print Australian coins and notes




HOW YOU CAN USE THIS RESOURCE



Use the interactive activities to teach students to identify, count, and compare Australian coins and notes



Set-up hands-on maths centres or small group work



Use the pack's variety of tasks to assess students' progress or provide **differentiated activities** to cater to mixed ability levels



LOOKING FOR MORE?



Looking for Stage 2
money activities?

Check out the **Australian
Money Pack for Years 3-4** - 40
engaging, ready-to-print
activities that make learning
real-world money skills fun
and easy!

The cover of the 'Australian Money Activity Pack' for Years 3 & 4, created by 'The Sydney Teacher'. The title 'AUSTRALIAN MONEY ACTIVITY PACK' is prominently displayed in pink and black. Below the title, it says 'THE SYDNEY TEACHER'. The cover features two sample activity pages. The first page is titled 'WEEKLY SPECIAL' and shows a shopping cart with various items and price tags: a box of cookies for \$4.44, a can of peas for \$2.74, a pack of teddies for \$6.25, and a pack of t-shirts for \$10.28. Below the items, there are two text boxes: 'Estimate the cost of purchasing all items. Calculate & check your estimate.' and 'Is it cheaper to purchase 5 boxes of cookies and 10 teddies and a can of peas?'. The second page is titled 'THE SAME AS' and contains a grid of boxes. Each box shows a set of Australian coins and notes (e.g., three 20-cent coins, two 10-cent coins, two 50-cent notes, two 20-cent notes, and one 5-cent coin) and an empty space for the student to write the equivalent amount. At the bottom of the cover, it says 'YEARS 3&4' and features a small illustration of two children.