




# BOOK REVIEW TRI-FOLD

A book review tri-fold form. The left panel has a 'FAST FACTS!' speech bubble icon and fields for Title, Author, Illustrator, and Year of release. Below these is a 'SUMMARY' section with the prompt 'What the book is about:' and a large box for writing. The middle panel has a 'MY RATING' section with five stars, a 'recommendations' section with the prompt 'The final verdict. Do I recommend this book?' and a box for writing, and an 'Age recommendation:' section with a box for writing. The right panel has a 'MY BOOK review' title with a paper airplane icon, a 'Front cover:' section with a large box for drawing, and a 'NAME:' section with a line for writing. A small icon of a stack of books is at the bottom center.

Keep scrolling to see  
what's included!



# LOOKING FOR A FABULOUS TWIST ON A TRADITIONAL BOOK REVIEW?



Perfect for Book Week!



A fun and easy way to **wrap up any novel or picture book**




An engaging review **with tri-fold, A4, and digital templates**


A digital template for a 'Character Profile' worksheet. The title 'CHARACTER PROFILE' is in large, bold, white letters on a purple background. To the right, it says 'All about my favourite character' with a hand-drawn arrow pointing to the 'Name' field. The form includes fields for 'Name: Type here' and 'Age: Type here'. There are three options for 'Appearance': Option 1 (Insert a picture of an illustration you have completed on paper), Option 2 (Insert a picture you have found on Google Images), and Option 3 (Write a description of your character's appearance using clues from the text). There are also two options for 'Character traits': Option 1 (Create a colourful collage of character traits) and Option 2 (Write a descriptive paragraph about your character). Finally, there is a section for 'Why I like this character:' with a 'Type here' field.




# INCLUDES ALL THESE AND MORE!

## MY FAVOURITES

Scene: 

Quote: 

Example of figurative language: 


## MY RATING ★★★★★


## RECOMMENDATIONS

My final verdict! Do I recommend this book?

Age recommendation:

## BOOK REVIEW

BY: 

Front cover: 

Title: \_\_\_\_\_

Author: \_\_\_\_\_

Illustrator: \_\_\_\_\_

Year of release: \_\_\_\_\_

## SUMMARY

What is this book about?

## SETTING

Where does it take place?


## CHARACTER PROFILE


All about my favourite character!

Name: \_\_\_\_\_

Age: \_\_\_\_\_

Why I like this character:

Appearance: 

Character traits: 

## FAST FACTS!

Title: \_\_\_\_\_

Author: \_\_\_\_\_

Illustrator: \_\_\_\_\_

Year of release: \_\_\_\_\_

## SUMMARY

What the book is about:

## MY RATING


★★★★★

## recommendations

The final verdict.  
Do I recommend this book?


Age recommendation:


## MY BOOK


Front cover: 

NAME: \_\_\_\_\_

## STORY highlights


Setting 

Complication 

Resolution 

## CHARACTER profile

All about my favourite character


Appearance: 


Name: \_\_\_\_\_

Age: \_\_\_\_\_

Why I like this character:

## MY FAVOURITE

Scene 

Quote 

Example of figurative language

# CONTENTS

## 📖 Both the A4 and tri-fold include:

- Front cover illustration
- Fast facts: title, author, illustrator, year of release
- Summary
- Setting
- Character profile: name, age, why I like this character, appearance, character traits





# CONTENTS

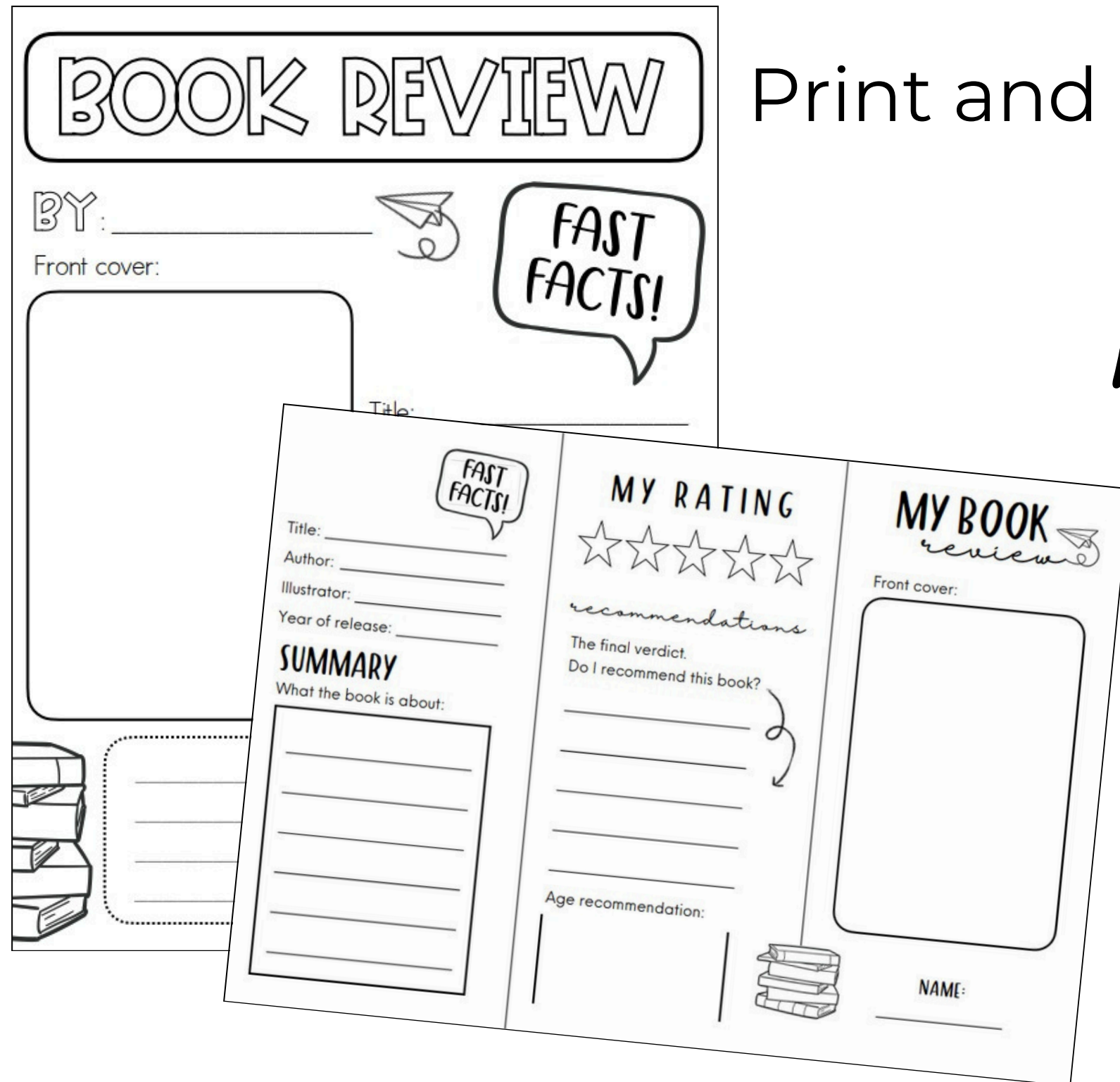
## 💖 Both the A4 and tri-fold include:

- My favourite: scene, quote, figurative language example
- Rating out of 5 stars
- Recommendations: age range and final verdict

A worksheet template for a story analysis project, divided into three sections: Story highlights, Character profile, and My favourite. The Story highlights section includes boxes for Setting, Complication, and Resolution. The Character profile section includes a large box for Appearance, and fields for Name, Age, and Why I like this character. The My favourite section includes a box for Scene, a Quote box, and a section for Example of figurative language with dotted lines for writing.

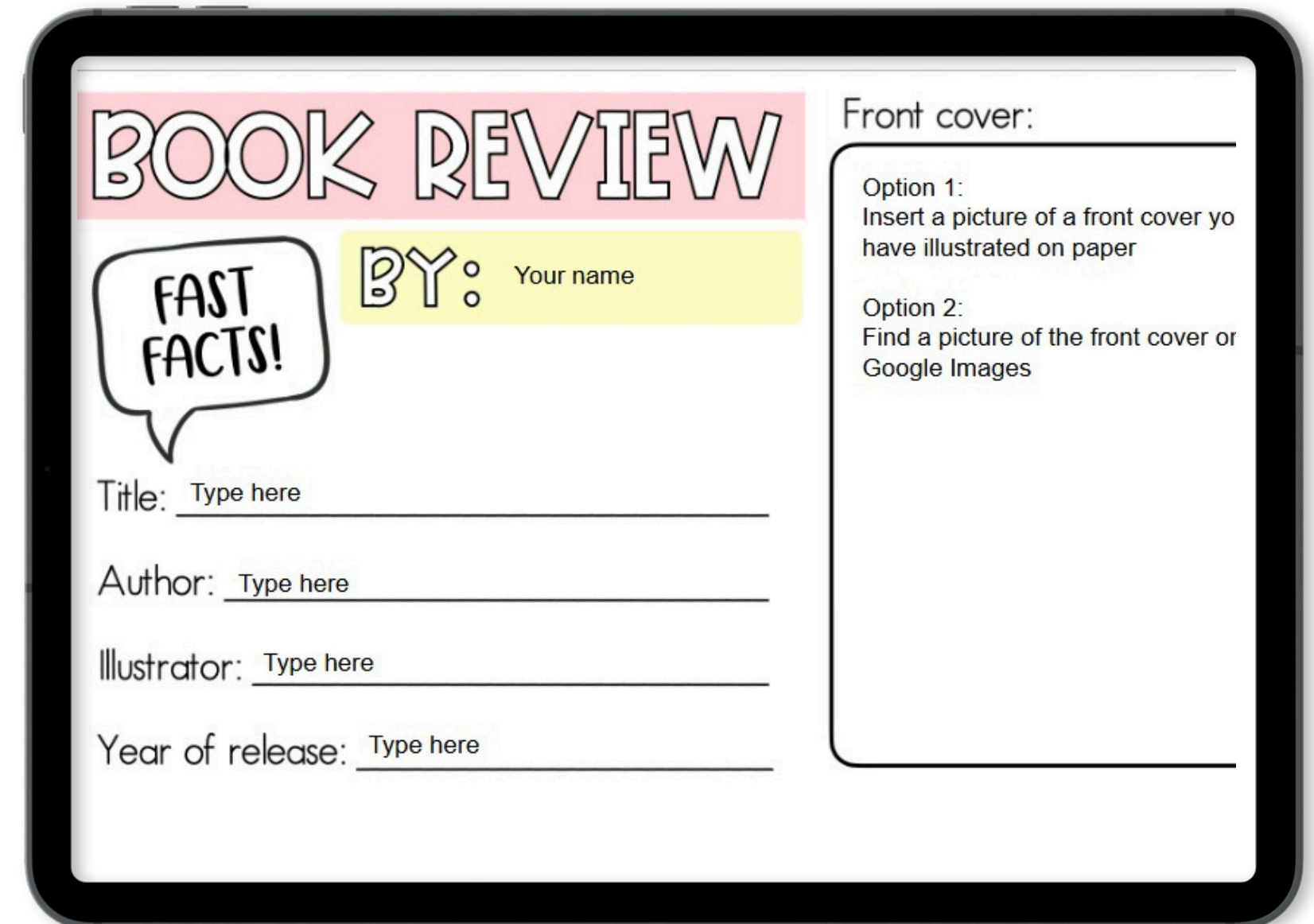
# DO IT YOUR WAY!

Print and go!



A printable book review worksheet. At the top, a large box contains the title 'BOOK REVIEW'. Below this, there is a 'BY:' field followed by a line for the name. To the right of the name field is a speech bubble icon containing the text 'FAST FACTS!'. Below the 'BY:' field is a large rectangular box labeled 'Front cover:'. To the right of the 'Front cover:' box is a 'Title:' label followed by a line for the title. Below the 'Front cover:' box is a 'SUMMARY' section with the prompt 'What the book is about:' followed by several horizontal lines for writing. To the right of the 'SUMMARY' section is a 'MY RATING' section with five stars and the prompt 'The final verdict. Do I recommend this book?' followed by several horizontal lines for writing. Below the 'MY RATING' section is an 'Age recommendation:' section with a line for writing. To the right of the 'Age recommendation:' section is a 'MY BOOK review' section with a 'Front cover:' label followed by a large rectangular box for a drawing. Below this box is a 'NAME:' label followed by a line for writing. The worksheet is decorated with a stack of books icon at the bottom left and a paper airplane icon at the top right.

Go digital!



A digital book review worksheet displayed on a tablet screen. At the top, a pink header box contains the title 'BOOK REVIEW'. Below this, there is a 'BY:' field followed by a yellow box containing the text 'Your name'. To the left of the 'BY:' field is a speech bubble icon containing the text 'FAST FACTS!'. Below the 'BY:' field is a 'Title:' label followed by a line for the title. Below the 'Title:' label is an 'Author:' label followed by a line for the author. Below the 'Author:' label is an 'Illustrator:' label followed by a line for the illustrator. Below the 'Illustrator:' label is a 'Year of release:' label followed by a line for the year. To the right of the 'BY:' field is a 'Front cover:' label followed by a large rectangular box for a drawing. To the right of the 'Front cover:' box is a text area with two options: 'Option 1: Insert a picture of a front cover you have illustrated on paper' and 'Option 2: Find a picture of the front cover or Google Images'.

# WHAT OTHERS ARE SAYING!

*“Really great resource that has been **fantastically helpful in my classroom.** Thank you!”*

*-Ashley C.*



*“I am very happy with this resource. **It has saved me a lot of time and I will use it again.** I would recommend this resource to others.”*

*-Marnie W.*

*“**My class loved this book week activity!** Students completed this after our book week parade.”*

*-Lauren B.*



# HAVE YOU SEEN THIS?



Ultimate Book Week  
2025 bundle - **70+**  
**reusable activities,**  
**displays, and yearly**  
**CBCA-themed updates!**

## BOOK WEEK 2025 MEGA BUNDLE

The bundle includes the following activities:

- BOOK WEEK 2025 COLLABORATIVE POSTER** (THE SYDNEY TEACHER): 30 PIECES. A colorful grid poster for book week.
- BOOK WEEK 2025 BOOKMARKS** (THE SYDNEY TEACHER): 5 DESIGNS. Three different bookmark designs for 'BOOK AN adventure'.
- SUPER SIX COMPREHENSION FLIP BOOK ACTIVITY** (THE SYDNEY TEACHER): YEARS 4-6. A flip book for comprehension activities, featuring a character named Matilda.
- CREATIVE THINKING READING RESPONSE** (THE SYDNEY TEACHER): YEARS 3-6. A creative response template for 'Harry Potter' with various prompts.
- DODECAHEDRON BOOK REPORT** (THE SYDNEY TEACHER): YEARS 4-6. A dodecahedron-shaped book report template.
- BOOK REVIEW TRIFOLD TEMPLATE** (THE SYDNEY TEACHER): YEARS 3-6. A trifold template for book reviews, including sections for story highlights, character profile, and my book.

**YEARS 4-6** **THE SYDNEY TEACHER**