



# SPEECH MARKS & DIALOGUE IN LITERATURE


He rose from the table; and advancing to the master, basin and spoon in hand, said, Please, sir, I want some more.

The master was turned very pale.  
What! said the voice.  
Please, sir, replied more.

I am a dog as keen as can be.  
Is there room on the broom for a dog like me?  
Yes! cried the witch, and the dog clambered on.  
The witch tapped the broomstick and whoosh they were gone.

- Room on the Broom

**Keep scrolling to see what's included!**



# LOOKING FOR A WAY TO BOOST GRAMMAR, SPARK READING, AND GROW VOCABULARY ALL AT ONCE?



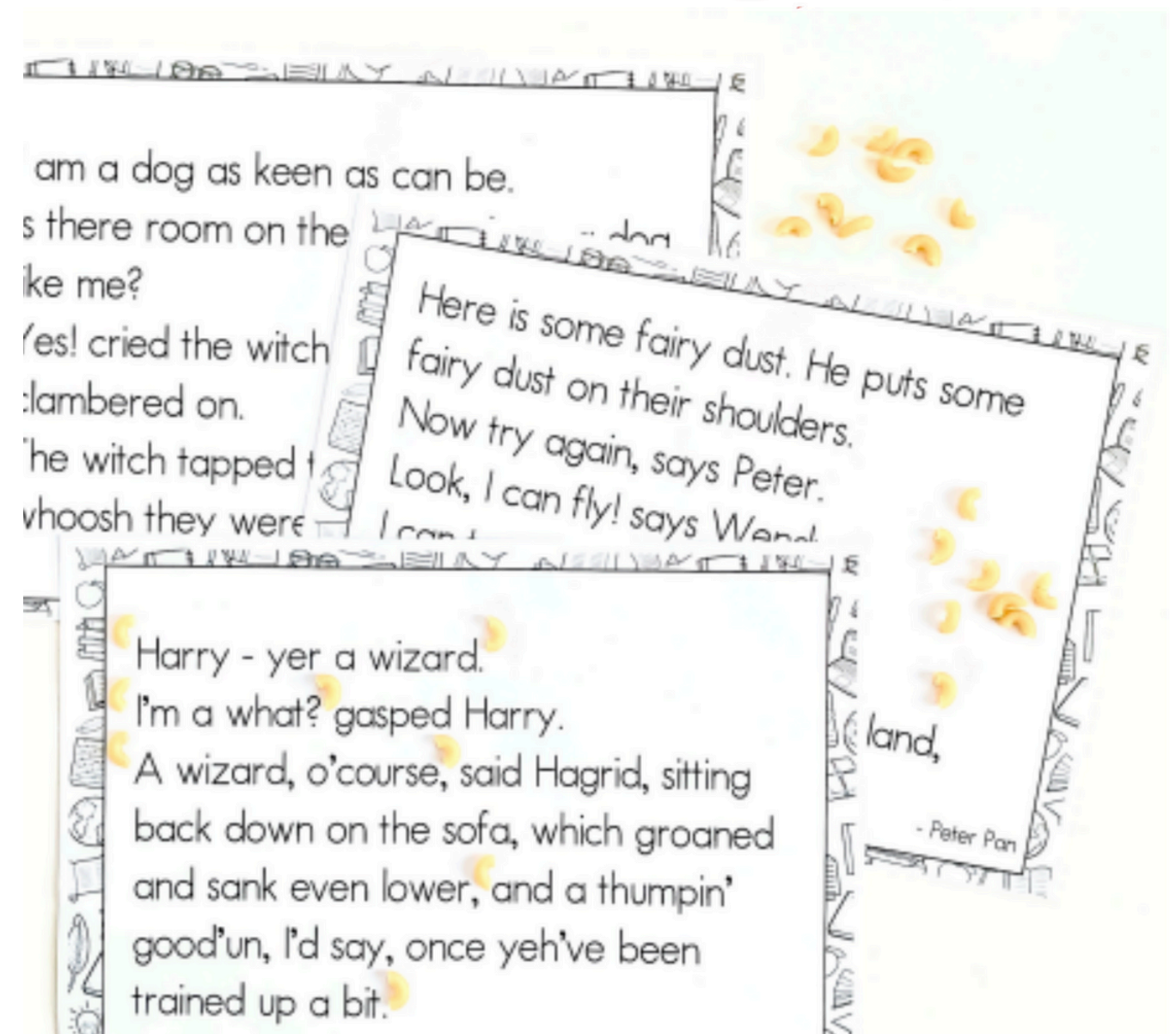
Expose students to amazing authors and inspire them to read more!




Students can learn punctuation in context.




Make it fun—use macaroni as speech marks!




# LOOKING FOR A WAY BOOST GRAMMAR. SPARK READING. AND GROW VOCABULARY ALL AT ONCE?



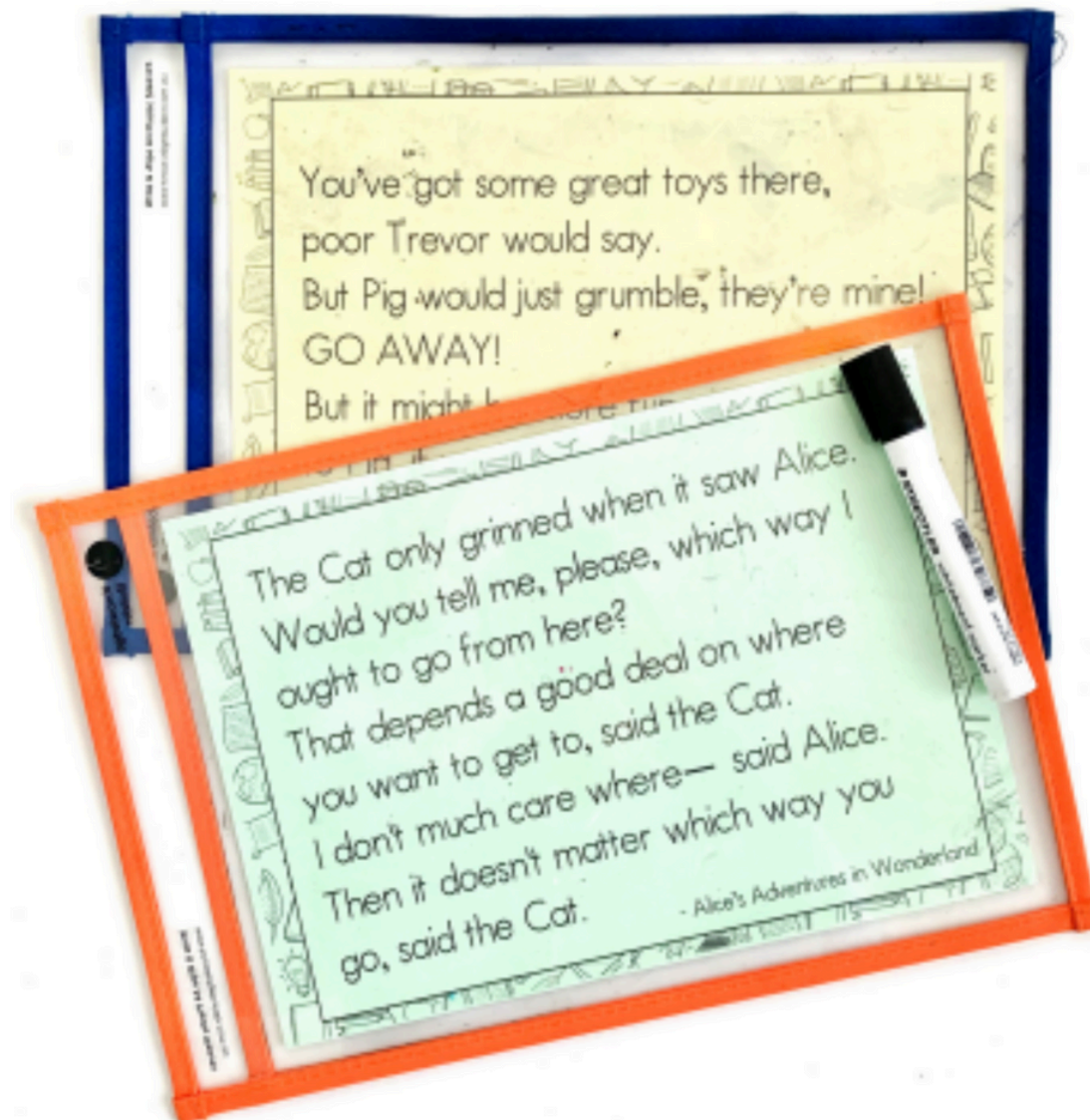
Perfect for write & wipe sleeves during literacy rotations!



Excerpts can be used as story starters for a new narrative



Print as posters or coloring pages to display or glue into books!



# INCLUDES ALL THESE AND MORE!

Harry - yer a wizard.  
I'm a what? gasped Harry.  
A wizard, o'course, said Hagrid, sitting  
back down on the sofa, which groaned  
and sank even lower, and a thumpin'

Daddy, she said, do you think you could  
buy me a book?  
A book? he said. What d'you want a  
flaming book for?  
To read, Daddy.  
What's wrong with the telly, for

Where's Papa going with that ax? said  
Fern to her mother as they were setting  
the table for breakfast.  
Out to the hoghouse, replied Mrs.  
Arable. Some pigs were born last night.

I know some good games we could  
play, said the Cat.  
I know some new tricks, said the Cat  
in the Hat.  
A lot of good tricks. I will show them

Here is some fairy dust. He puts some  
fairy dust on their shoulders.  
Now try again, says Peter.  
Look, I can fly! says Wendy.  
I can too, says John.  
Me too, says little Michael.

The Cat only grinned when it saw Alice.  
Would you tell me, please, which way I  
ought to go from here?  
That depends a good deal on where  
you want to get to, said the Cat.  
I don't much care where— said Alice.

He rose from the table; and advancing to  
the master, basin and spoon in hand, said,  
Please, sir, I want some more.  
The master was a fat, healthy man; but he  
turned very pale.  
What! said the master at length, in a faint  
voice

Who are you? asked the Scarecrow  
My name is Dorothy, said the girl, and I  
am going to the Emerald City, to ask the  
Great Oz to send me back to Kansas.  
Where is the Emerald City? he inquired.  
And who is Oz?

Tink,  
says  
A bear? On Paddington station? Mrs  
Brown looked at her husband in  
amazement. Don't be silly, Henry.  
There can't be!  
Mr Brown adjusted his glasses. But there  
is, he insisted. I distinctly saw it. Over  
there - near the bicycle rack. It was  
wearing a funny kind of hat.

- A Bear Called Paddington

Good morning! said Bilbo, and he meant it. The  
sun was shining, and the grass was very green.  
But Gandalf looked at him from under long  
bushy eyebrows that stuck out further than the  
brim of his shady hat.  
What do you mean? he said. Do you wish me a  
good morning, or mean that it is a good  
morning whether I want it or not; or that you  
feel good this morning; or that it is morning to  
be good on?  
All of them at once, said Bilbo.

- The Hobbit

You've got some great toys there,  
poor Trevor would say.  
But Pig would just grumble, they're mine!  
GO AWAY!  
But it might be more fun, said Trevor  
to Pig, if we both played together...  
Well, Pig flipped his wig.


- Pig the Pug

She loved you, you know. He could tell  
from Bill's voice that he was crying. She  
told me once that if it weren't for  
you... His voice broke completely. Thank  
you, he said a moment later. Thank you  
for being such a wonderful friend to her.

- Bridge to Terabithia

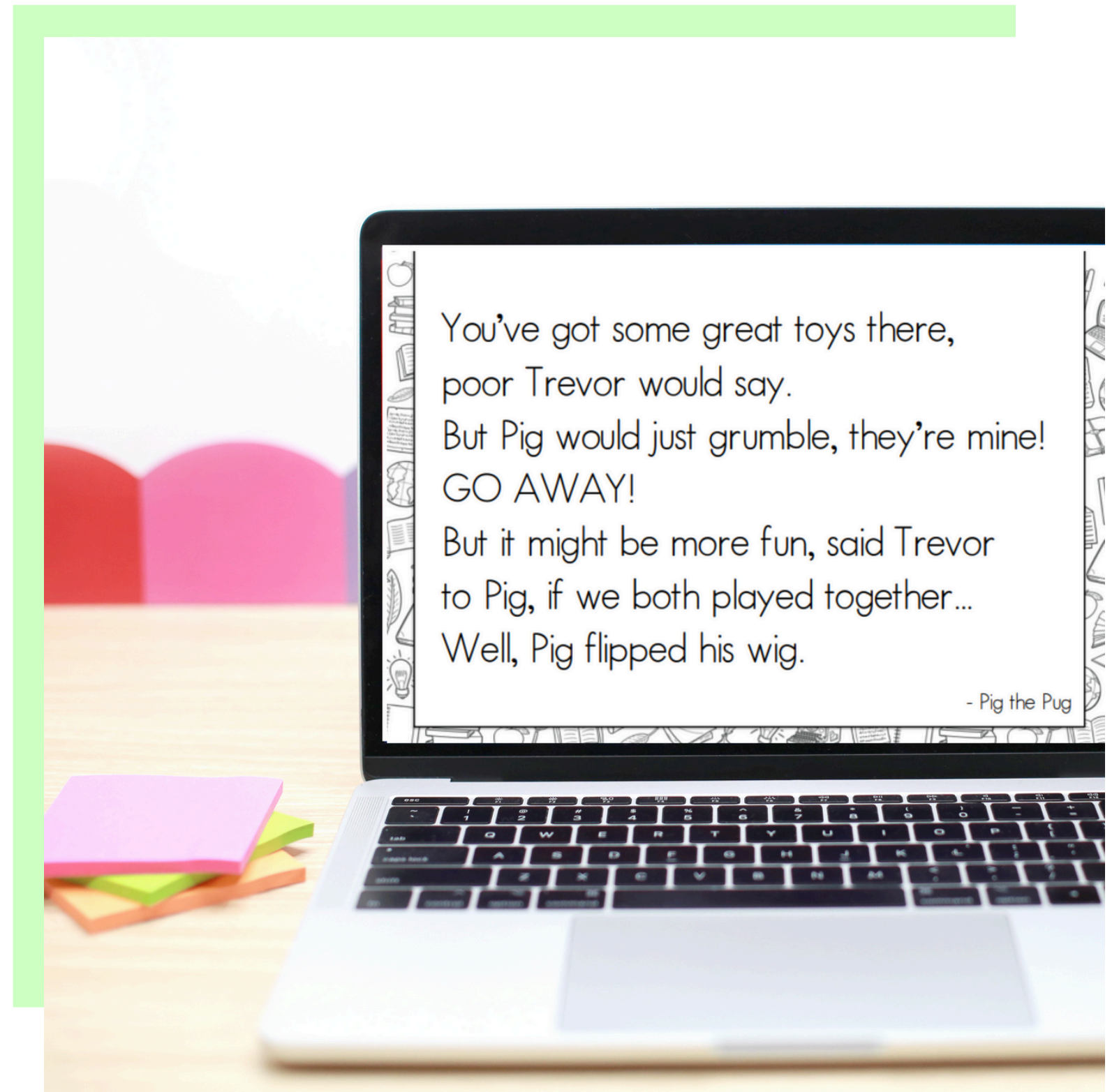
# CONTENTS

## What's included in this pack?




### 16 excerpts from beloved texts:

1. 'Harry Potter and the Philosophers Stone' by J. K. Rowling
2. 'Matilda' by Roald Dahl
3. 'Charlotte's Web' by E. B. White
4. 'The Cat in the Hat' by Dr. Seuss
5. 'Peter Pan' by James Matthew Barrie
6. 'The Adventures of Alice in Wonderland' by Lewis Carroll
7. 'Oliver Twist' by Charles Dickens
8. 'The Wonderful Wizard of Oz' by L. Frank Baum



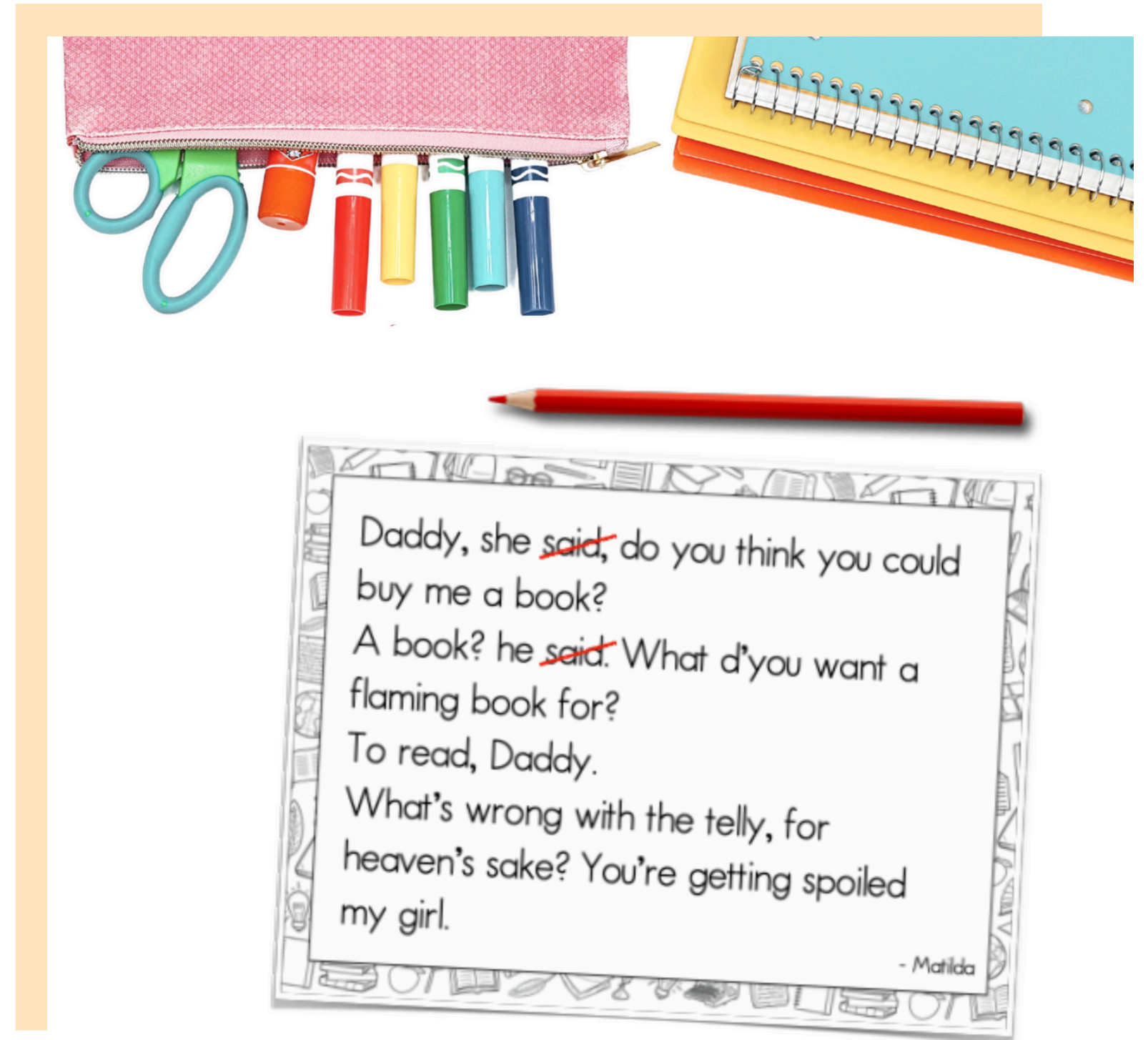
# CONTENTS

## What's included in this pack?



### 16 excerpts from beloved texts:

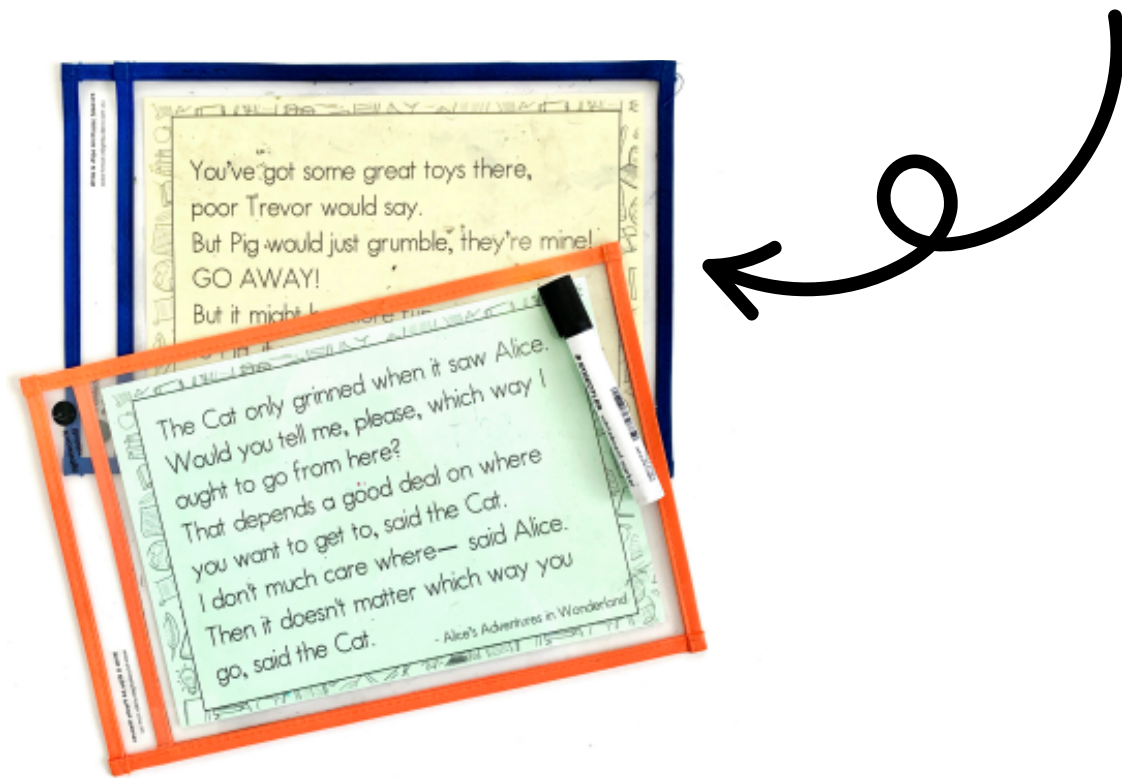
9. 'A Bear Called Paddington' by Michael Bond
10. 'The Hobbit' by J.R.R. Tolkien
11. 'Pig the Pug' by Aaron Blabey
12. 'The Lion, The Witch and The Wardrobe' by C. S. Lewis
13. 'Room on the Broom' by Julia Donaldson
14. 'Bridge to Terabithia' by Katherine Paterson
15. 'Hansel and Gretel' by The Grimm Brothers
16. 'The Tale of Peter Rabbit' by Beatrix Potter



# DO IT YOUR WAY!

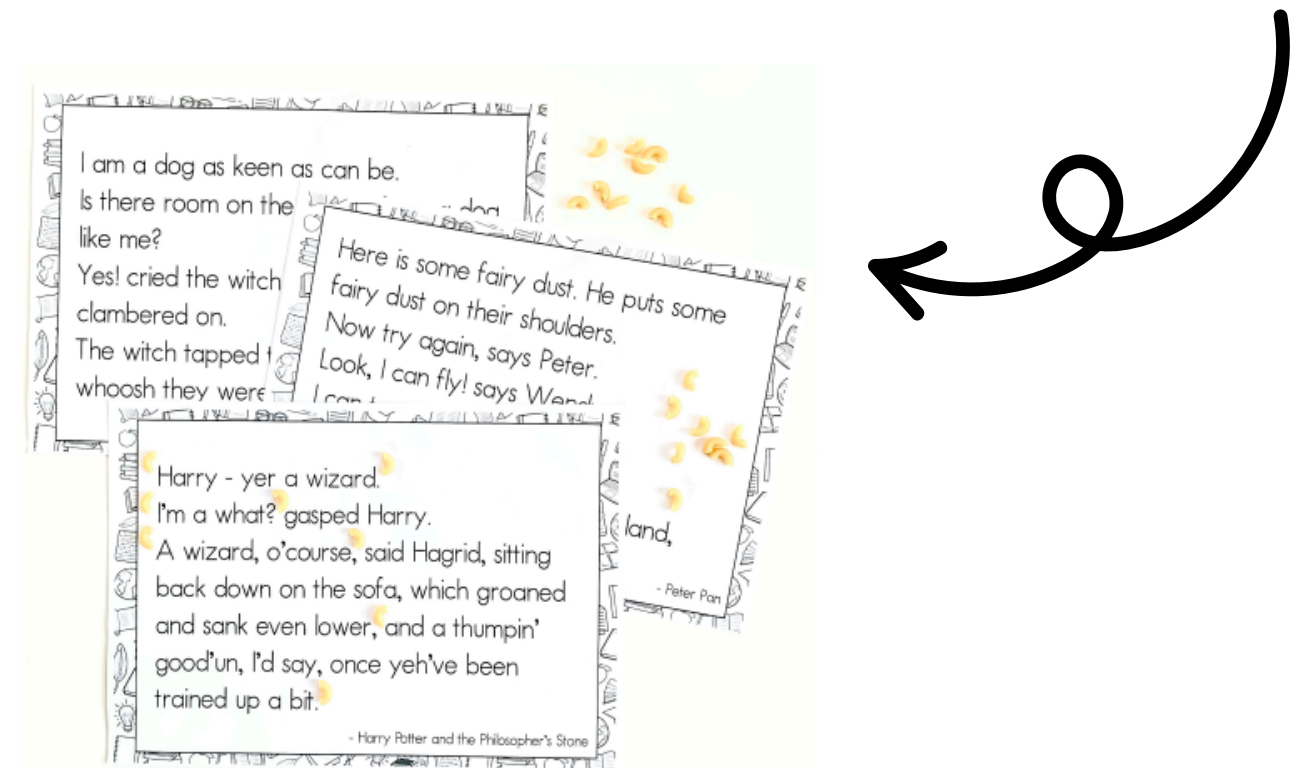
## 1. Write and wipe sleeves

Pop the activity sheets into write and wipe or plastic sleeves and use in your literacy rotations. This reduces the amount of paper and prep you need to do, and gives you a life long resource!



## 2. Macaroni

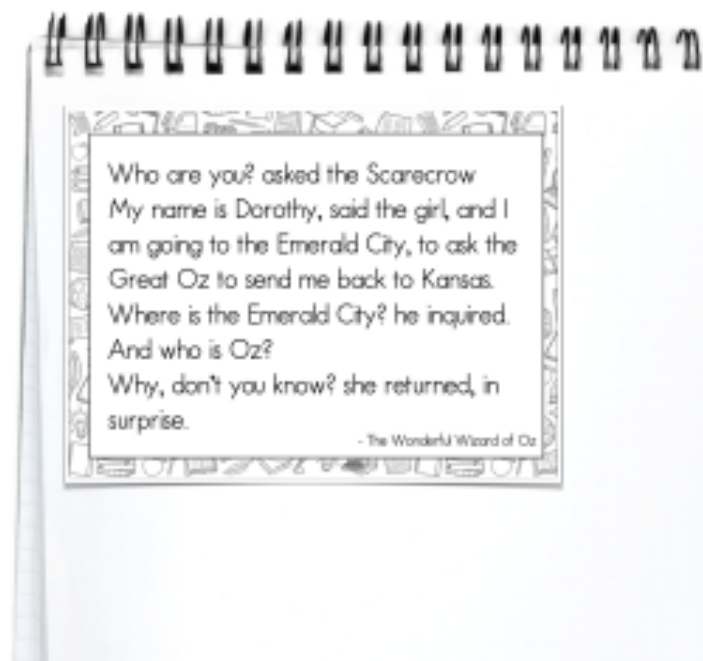
Grab a packet of macaroni pasta and make your speech mark lesson hands-on! Glue the macaroni on with PVA glue to make a fun classroom display!



# DO IT YOUR WAY!

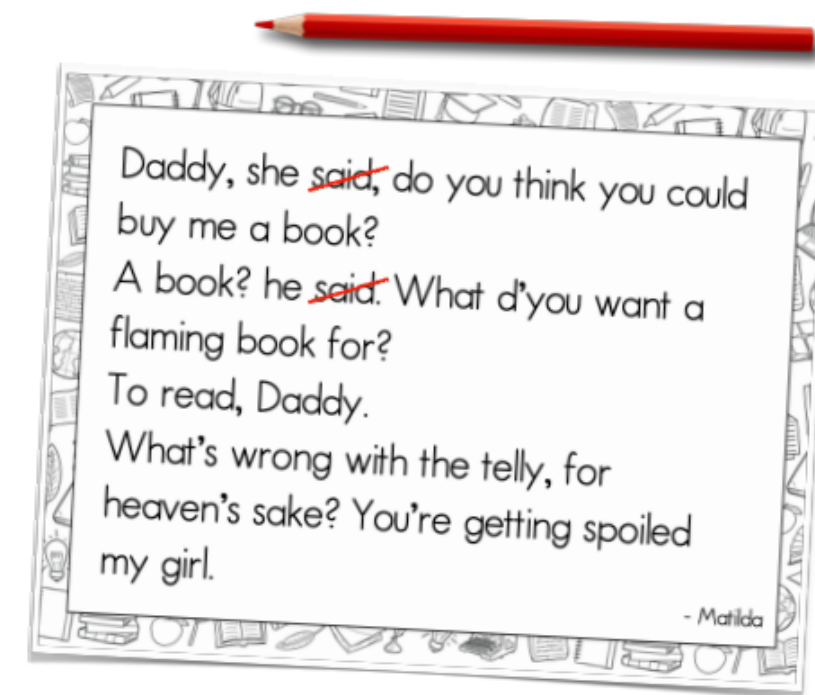
## 3. To be continued...

Print the task cards half size (A5) and have students glue this at the top of a page. Underneath, students will continue the conversation between the characters, using correct speech mark punctuation.



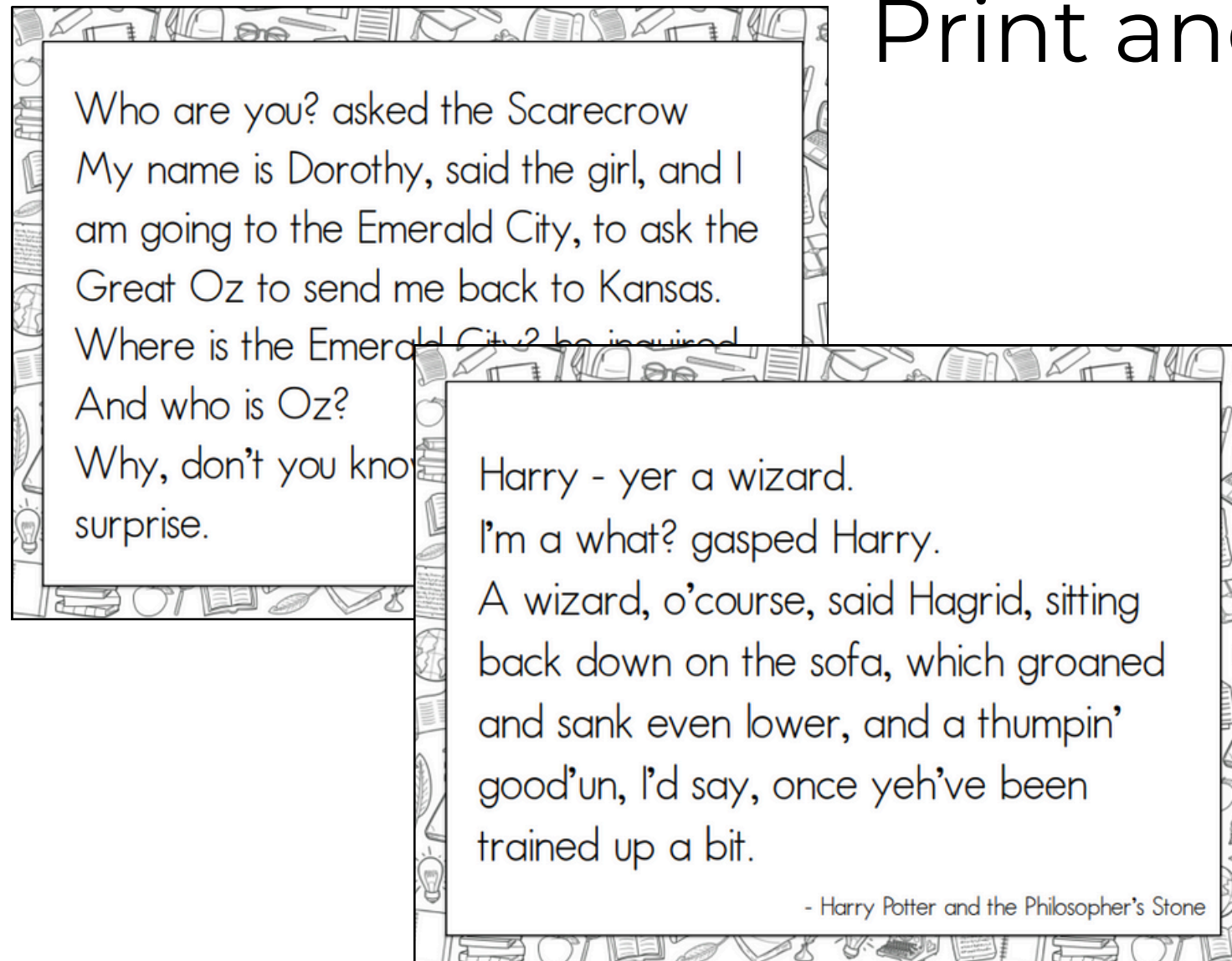
## 4. Said is dead

Brainstorm a list of words that students could use instead of 'said'. Have the students then edit the excerpts and replace the word 'said' with a more vibrant verb!

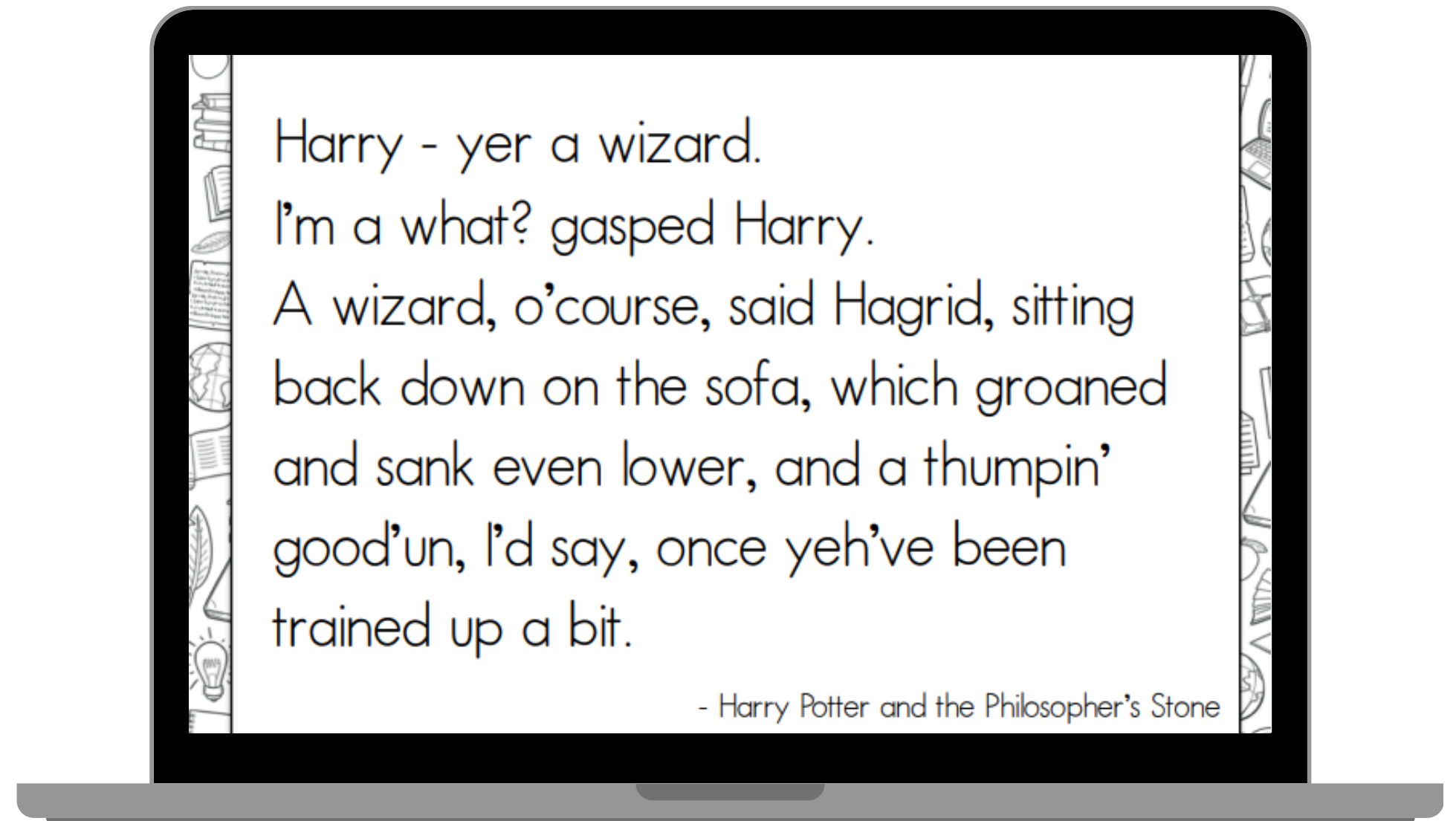


# DO IT YOUR WAY!

Print and go!



Go digital!



# WHAT OTHERS ARE SAYING!

*"OMG, what an awesome resource to help deepen my students understanding of how to write **speech in texts...**"*

-Alana M.



*"This is a great resource to use in class and as homework! **I am super proud that I bought it! It's a real time saver! We used rice grains for inverted commas and turned this into a nice game.**"*

-Alice B.

*"Outstanding resource! **Easy to prep, easy to use and easy to check students understanding. 10/10"***

-Miss Mullen

# LOOKING FOR MORE?



Want even more practice after exploring dialogue in literature? Pair it with **Speech Mark & Dialogue Task Cards**, which features fun photo prompts for engaging, hands-on punctuation practice!

## 32 SPEECH MARK & DIALOGUE TASK CARDS

**DIRECT SPEECH TASK CARD** Name: \_\_\_\_\_

Study the photo then write a conversation that might be taking place between the animals. Use the success criteria below to self-assess and check you have used the correct grammar and punctuation.

✓	SUCCESS CRITERIA
<input type="checkbox"/>	I have put speech marks at the beginning and end of the direct speech
<input type="checkbox"/>	I have started a new line for each speaker
<input type="checkbox"/>	I have used the correct punctuation at the end of each sentence . , ? !
<input type="checkbox"/>	I have used a range of adjectives / adverbs to show how the characters are speaking

**DIRECT SPEECH TASK CARD** Name: \_\_\_\_\_

Study the photo then write a conversation that might be taking place between the animals. Use the success criteria below to self-assess and check you have used the correct grammar and punctuation.

✓	SUCCESS CRITERIA
<input type="checkbox"/>	I have put speech marks at the beginning and end of the direct speech
<input type="checkbox"/>	I have started a new line for each speaker
<input type="checkbox"/>	I have used the correct punctuation at the end of each sentence . , ? !
<input type="checkbox"/>	I have used a range of adjectives / adverbs to show how the characters are speaking

**YEARS 2-6** **THE SYDNEY TEACHER**