



COMPARE AND
CONVERT
BETWEEN 12 & 24-
HOUR TIME

AC9M5M03

**CONVERTING 24-HOUR
TIME INTO 12-HOUR**

SUPER soft

Convert the time on each clock from 24-hour to 12-hour time **PROBLEM CARDS**

 _____ A	 _____ B
 _____ C	 _____ D
 _____ E	 _____ E

Keep scrolling to see
what's included!

WANT A FUN WAY TO TEACH STUDENTS TO COMPARE AND CONVERT 12- AND 24-HOUR TIME SYSTEMS?



All six activities are aligned to the outcome: **(AC9M5M03)**



Tasks range in difficulty from easy to challenging!



Activities are interactive, hands-on, and FUN!



AC9M5M03 12- & 24-HOUR TIME PROBLEM SOLVING **MATHS match** PROBLEM CARDS

A movie is scheduled to finish at 14:45. What is this in 12-hour time?

Sarah's train at this in

17:50 15:25

Polly has a doctor's appointment at 18:45. What is this in 12-hour time?


The dinner 7:15pm 24

5:15pm 2:45pm


Matthew is boarding the plane at 10:50pm. What is this in 24-hour time?

The 5:50p 2


WANT A FUN WAY TO TEACH STUDENTS TO COMPARE AND CONVERT 12- AND 24-HOUR TIME SYSTEMS?



NO planning required for outcome **AC9M5M03**



No prep, just print and go!



Aligns perfectly to the **Year 5 Measurement & Space Pack!**



AC9M5M03

12- & 24-HOUR TIME PROBLEM SOLVING THINKER'S *keys*

AC9M5M03

THE ALPHABET KEY

List as many words as you can from A to Z that relate to telling time

AC9M5M03

THE ANSWER KEY

If 18:00 is the answer, what might the question be? Think of 10 possibilities.

AC9M5M03

THE BRAINSTORMING KEY

Brainstorm all the real life situations where a 24-hour time system is absolutely crucial

AC9M5M03

THE VARIATIONS KEY

$A - B = 45$ minutes time elapsed
What might the missing values be?
Think of at least 10 variations

INCLUDES ALL THESE AND MORE!

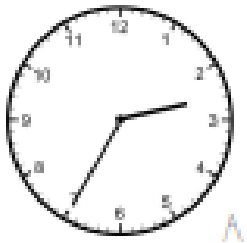
AC9M5M03

TELLING THE TIME

TRUE OR FALSE

PROBLEMS


The time is 2.35



A

The time is 2.55


The time is 9.05



C

The time is 10.20


The time is 8.05



E

The time is 3.45

The time is 12.12



G

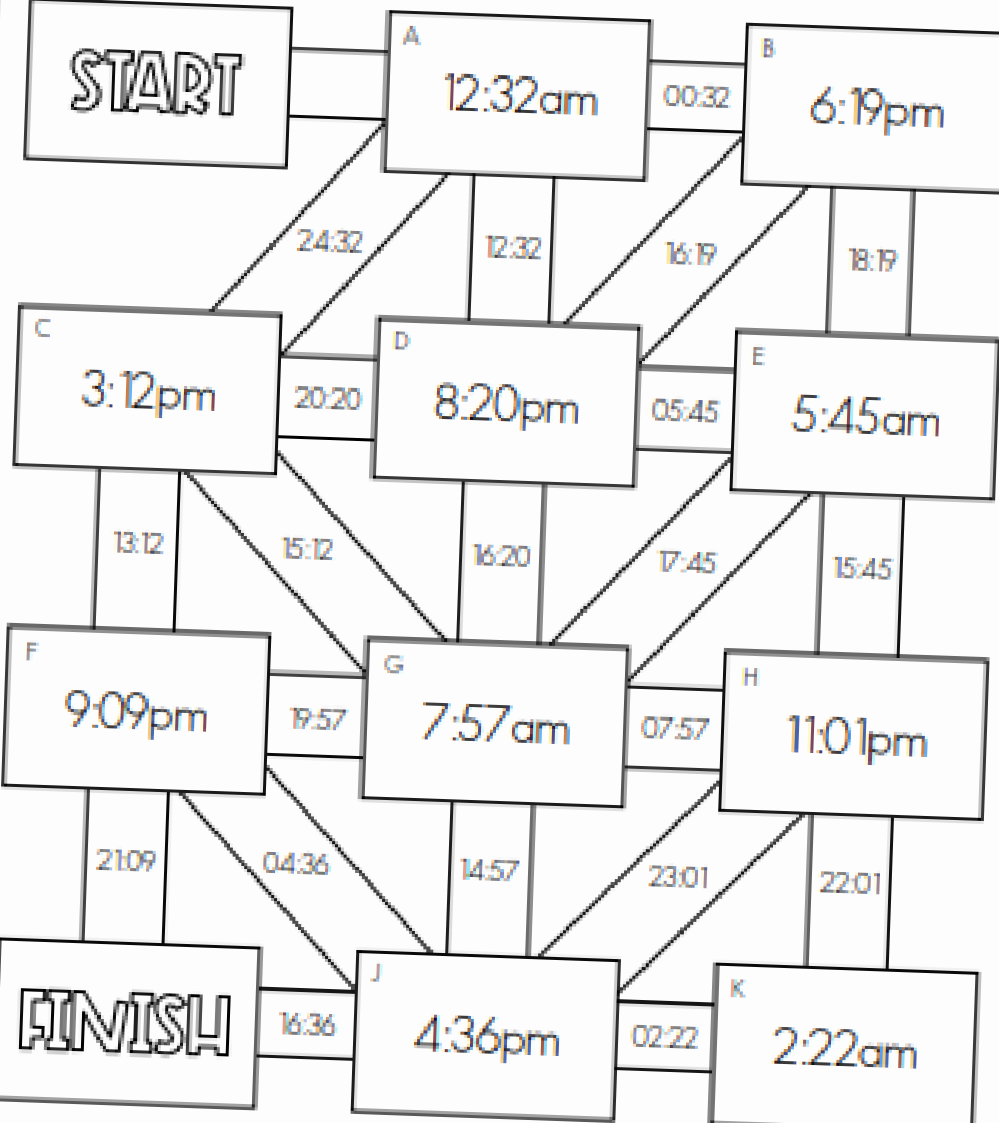
The time is 3.15

AC9M5M03

CONVERTING 12-HOUR TIME INTO 24-HOUR

maths MAZE

For each question convert the time from 12-hour into 24-hour time. In the maze, each answer will lead you to the next problem. To keep track of your answers, colour your way from start to finish, recording the letter sequence you followed in the table below.



START

A 12:32am

B 6:19pm

C 3:12pm

D 8:20pm

E 5:45am

F 9:09pm

G 7:57am

H 11:01pm

J 4:36pm

K 2:22am

FINISH

A

AC9M5M03

12- & 24-HOUR TIME PROBLEM SOLVING

MATHS match

Jesse is supposed to meet his mum at 17:05 but is running 10 minutes late. What time will he arrive, in 12-hour time?

G

Joe put a loaf of bread in the oven at 14:25, if it needs to bake for 50 minutes, when will he take it out of the oven, in 12-hour time?

I

The movie begins at 3:35pm. You need to arrive 10 minutes early to get your tickets and snacks. What time should you plan to arrive, in 24-hour time?

K


AC9M5M03

CONVERTING 24-HOUR TIME INTO 12-HOUR

SUPER sort

Convert the time on each clock from 24-hour to 12-hour time

PROBLEM CARDS



A 04:25

B 01:36

C 19:52

D 10:00

E 23:47


F 20:08

G 00:05

H 17:39


CONTENTS

What's included in this pack?

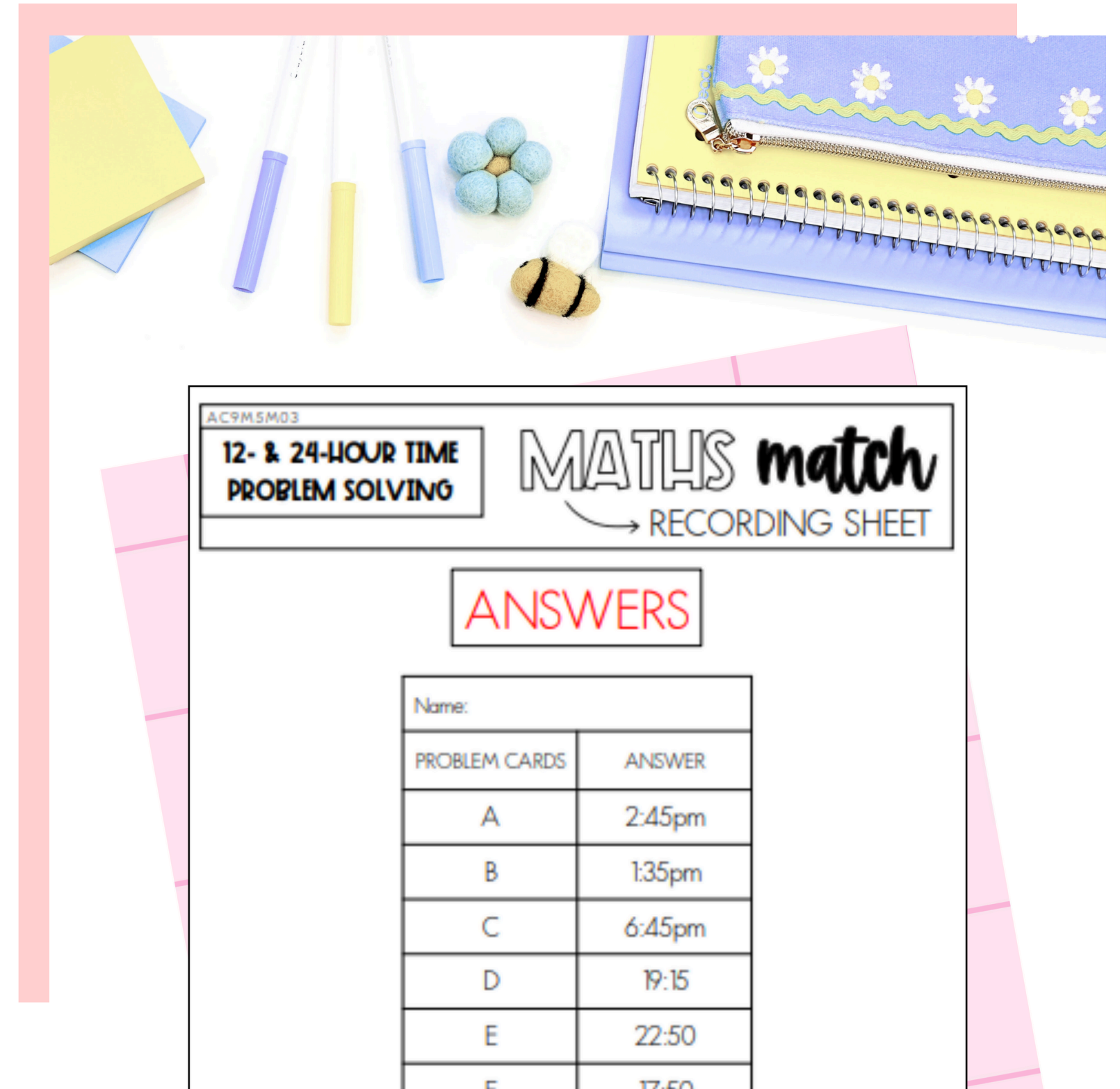


SIX engaging activities for the outcome **AC9M5M03**:


- + True or False
- + Maths Match
- + Super Sort
- + Maths Maze
- + Would You Rather?
- + Thinker's Keys




Answer Key for teachers




HOW YOU CAN USE THIS RESOURCE




Use for **whole-class lessons** to introduce or reinforce 12- and 24-hour time conversions.



Assign in **small group rotations** to differentiate practice and build problem-solving skills.



Provide as **independent work or homework** to consolidate learning and check understanding.



AC9MSM03

CONVERTING 12-HOUR TIME INTO 24-HOUR **maths MAZE**

For each question convert the time from 12-hour into 24-hour time. In the maze, each answer will lead you to the next problem. To keep track of your answers, colour your way from start to finish, recording the letter sequence you followed in the table below.

START	A 12:32am	B 6:19pm
	24:32	00:32
C 3:12pm	D 8:20pm	E 5:45am
	12:32	16:19
	20:20	05:45
	13:12	18:19
F 9:09pm	G 7:57am	H 11:01pm
	15:12	17:45
	16:20	15:45
	19:57	07:57
	21:09	23:01
	04:36	14:57
		22:01

LOOKING FOR MORE?



Take it further with the full **Year 5 Measurement & Space Bundle!** Packed with 40+ exciting, hands-on activities for every outcome, it's the ultimate way to keep lessons engaging and stress-free all year long!

The image shows the cover of a 'Year 5 Measurement & Space Activity Bundle' by 'The Sydney Teacher'. The cover features a pink border and a white background. At the top right, 'YEAR 5' is written in a pink box. The main title 'MEASUREMENT & SPACE' is in black, and 'ACTIVITY BUNDLE' is in large, bold, pink letters. Below the title, 'THE SYDNEY TEACHER' is written in black. The cover displays two sample activity cards. The left card is titled 'CONNECTING NETS TO THEIR OBJECTS' and includes a 'TRUE OR FALSE' section. It shows three examples of 3D objects (a cube, a pyramid, and a cone) and their corresponding nets. The right card is titled 'MEASURING ANGLES' and includes a 'MATHS match' section. It shows four examples of angles and their corresponding measurement cards. At the bottom right, a pink box contains the text '40+ ACTIVITIES'.

YEAR 5

MEASUREMENT & SPACE

ACTIVITY BUNDLE

THE SYDNEY TEACHER

40+ ACTIVITIES