



END OF YEAR
MEGA BUNDLE
[YEARS 3-6]

Keep scrolling to see
what's included!

NEED ENGAGING HANDS ON AND CHALLENGING TASKS FOR THE END OF THE YEAR?



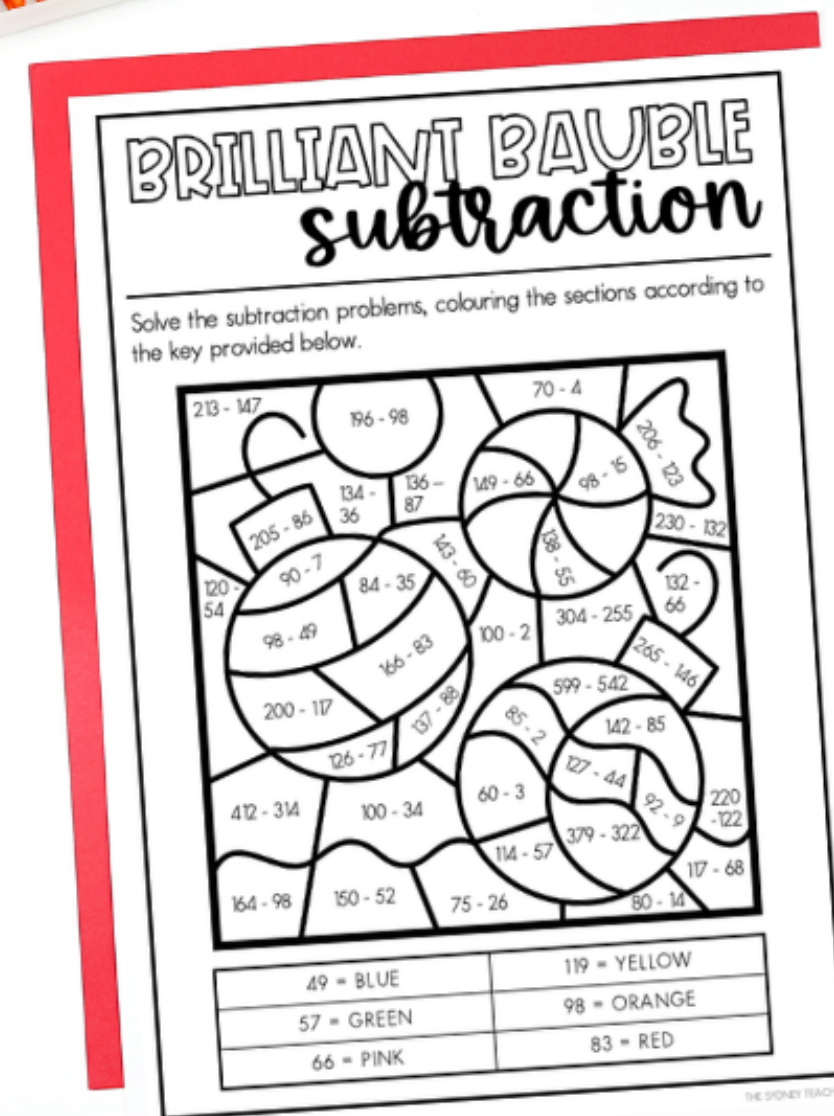
This pack contains 30 activities *perfect* for the end of the year!



Includes a range of end of year reflections, maths revision and games!



All activities are NO prep - just print and go!



INCLUDES ALL THESE AND MORE!

NAME _____

A LETTER TO MY teacher

Write a letter to your teacher to express your gratitude and appreciation for their hard work and dedication. In your letter, reflect on and mention specific instances, lessons, or interactions that were impactful for you, and articulate how they have contributed to your learning and personal growth.

NAME _____

A LETTER TO MY past self

Reflect on your growth and experiences by writing a thoughtful letter to your past self. Consider who you were at the beginning of the year, focusing on your thoughts, feelings, fears and expectations, then share the challenges you've overcome, the knowledge you've acquired and the adventures you've had. Write this letter with kindness, offering support and reassurance to your past self, highlighting all the progress you've made!

NAME _____

MY YEAR find-a-word

Create a find-a-word that includes words that summarise your school year. Ask a friend to complete the puzzle!

NAME _____

END OF YEAR snap shots

ME → **hello- MY NAME IS**

CLASS OF **2023**

FAST FACTS
Age: _____
Class: _____
School: _____
Teacher(s): _____

MY FAVOURITE
Subject: _____
Book: _____
Movie: _____
TV show: _____

NAME _____

MOMENTS TO REMEMBER

I'LL NEVER FORGET... IT WAS HILARIOUS WHEN...

COALS FOR THE FUTURE

I'LL BE FAMOUS FOR...

NAME _____


CLASS compliments

NAME _____

FIND SOMEONE WHO...

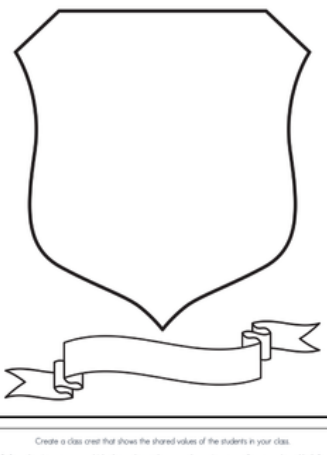
Will be going overseas this holiday	Has their birthday this holiday	Will be going to the beach this holiday
Will be visiting their family this holiday	Will be going to another city this holiday	Will be spending this holiday at home
Celebrates Christmas	Plans to read a book this holiday	Decorates their house at Christmas
Will be going to a New Years celebration	Plans on going to the movies this holiday	Will be going on a road trip this holiday

NAME _____



Design a backpack that shows what you have learnt this year as well as the experiences that made this year special.
Use colours, accessories and patterns to personalise each important moment.
Cut off the instruction panel when complete.

NAME _____



Create a class crest that shows the shared values of the students in your class.
Before drawing your crest, think about what makes your class unique as well as your shared beliefs. Then when designing your crest, use symbols, images and words that best represent these qualities.
Cut off the instruction panel when complete.

NAME _____

MULTIPLICATION wheels

Complete each multiplication wheel below:

A

NAME _____

MULTIPLICATION wheels

Complete each multiplication wheel below:

B

NAME _____

MULTIPLICATION wheels

Complete each multiplication wheel below:

C

NAME _____

CHRISTMAS CAT



With Love

NAME _____

A-MAZE-ING division

Begin on the 'start' tile and find your way to 'finish' tile by identifying the correct number sentences. As you find a correct answer, colour it in.

A

NAME _____

A-MAZE-ING division

Begin on the 'start' tile and find your way to 'finish' tile by identifying the correct number sentences. As you find a correct answer, colour it in.

B

NAME _____

A-MAZE-ING division

Begin on the 'start' tile and find your way to 'finish' tile by identifying the correct number sentences. As you find a correct answer, colour it in.

C

NAME _____

Christmas Cat PUZZLE

Cut out the puzzle pieces below, then match the quotient (answer) on the puzzle pieces to the division questions on the grid page.

NAME _____

A-MAZE-ING addition

Begin on the 'start' square and make your way through the maze, adding the numbers as you go. When you get to the 'finish' square, your total must equal 100. You cannot go through a number more than once.

NAME _____

A-MAZE-ING subtraction

Begin on the 'start' tile and find your way to 'finish' tile by identifying the correct number sentences. As you find a correct answer, colour it in.

NAME _____

BRILLIANT BAUBLE subtraction

Solve the subtraction problems, colouring the sections according to the key provided below.

NAME _____

CLEVER code breaker

Use the key to unlock a secret code from your teacher!

NAME _____

HAPPY HOLIDAY crisscross

Fit all the words in the squares provided!

NAME _____

HOLIDAY find-a-word

SUNSHINE AFFTSRJM
USROODTUAAPPDJA
NTPKSGSWIMMINGE
SLSLREEULWUICEAR
CMKEIRMIULSNIMC
REROVSMKWYEIREE
EXPLOREOPYUCFSC
EUWUMBRYHAMREPI
NGNDENTNOITACAV
BENYUPULCHOUKR
OAGFATHEIKERYCK
SCAMPINGDPOAPIR
APTRAVELALLTNFA
BEACHLIGYPSUWLP

NAME _____

REINDEER riddler

Cut the puzzle blocks below, then fit them onto the grid to spell out the names of 6 of Santa's Reindeer. 2 letters have been provided as clues. Note: the squares with stars must not be covered.

CONTENTS

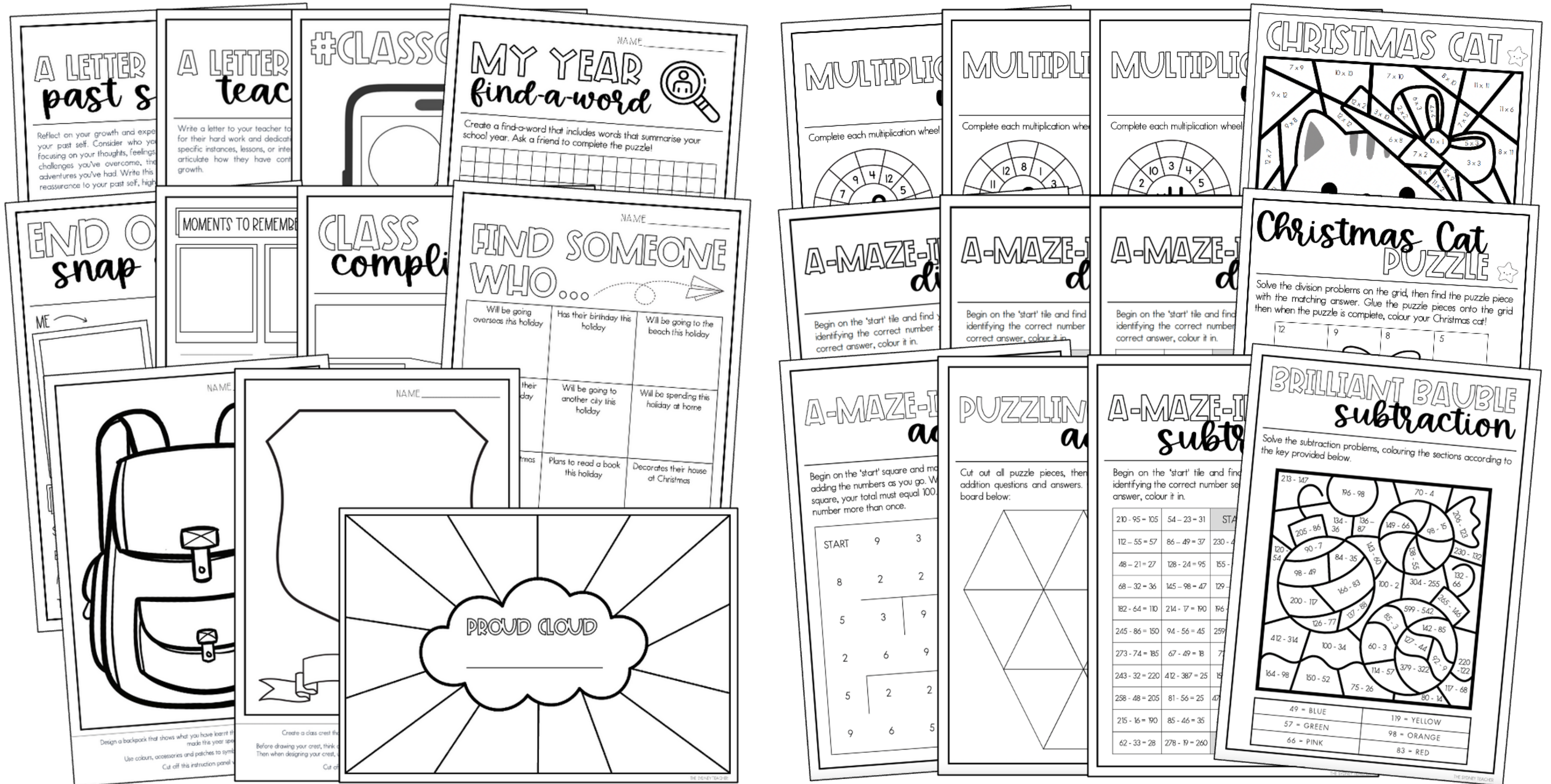
11 end of year reflection activities

12 pages of maths revision
(multiplication, division, addition & subtraction)

7 pages of puzzles and games



MAKE THE END OF THE YEAR STRESS FREE!



MAKE THE END OF THE YEAR FUN!

CLEVER code breaker
Use the key to unlock a secret code.

A	B	C	D	E	F	G
🍌	🍌	🍌	🍌	🍌	🍌	🍌
N	O	P	Q	R	S	T
🍌	🍌	🍌	🍌	🍌	🍌	🍌
🍌	🍌	🍌	🍌	🍌	🍌	🍌
🍌	🍌	🍌	🍌	🍌	🍌	🍌

HAPPY HOLIDAYS
Fit all the words in the squares.

HOLIDAY FIN
S U N S H I N E
U S R O O D T U
N I P K S G S W
S S L R E E U L
C M K E I R M I
R E R O V S M K
E X P L O R E O
E U W U M B R Y
N G N D E N T N
B E N Y U P U M
O A G F A T H E
S C A M P I N G
A P T R A V E L
B E A C H L I G

REINDEER riddler
NAME _____
Cut the puzzle blocks below, then fit them onto the grid to spell out the names of 6 of Santa's Reindeer. 2 letters have been provided as clues. Note: the squares with stars must not be covered.

D					
☆					
					☆
☆					N

QUIZZICAL crossword
NAME _____
Use the clues to complete the crossword.

SYMMETRICAL
NAME _____

"THE END IS NOT THE END. IT'S A NEW BEGINNING."
- UNKNOWN

END OF YEAR MEGA BUNDLE

THE SYDNEY TEACHER

END OF YEAR snap shots
ME →
hello MY NAME IS
MY FAVOURITE
Subject: _____

BRILLIANT BAUBLE subtraction
Solve the subtraction problems, colouring the sections according to the key provided below.

A LETTER TO MY past self
NAME _____
Reflect on your growth and experiences by writing a thoughtful letter to your past self. Consider who you were at the beginning of the year, focusing on your thoughts, feelings, fears and expectations, then share the challenges you've overcome, the knowledge you've acquired and the adventures you've had. Write this letter with kindness, offering support and reassurance to your past self, highlighting all the progress you've made!

YEAR 3-6

119	=	YELLOW
98	=	ORANGE
83	=	RED

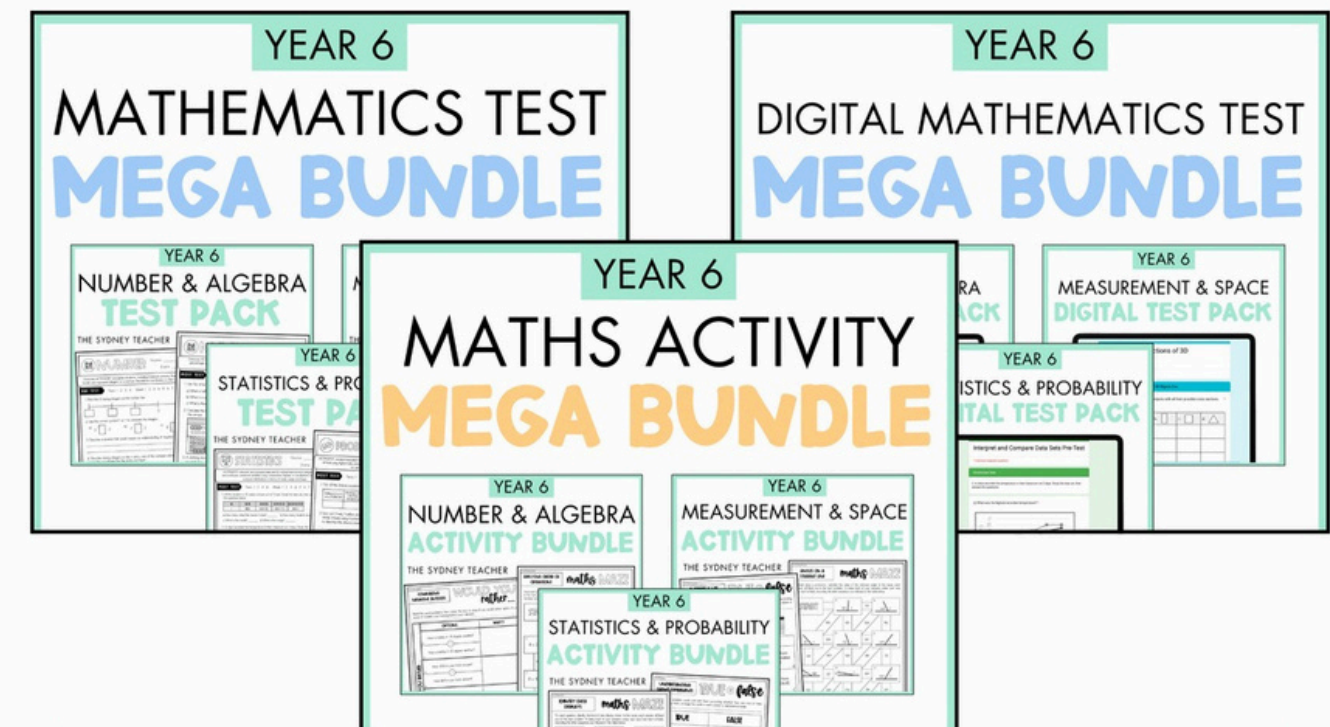
LOOKING FOR MORE?



Get this bundle in **Year 6 Year Long Maths Activity & Test Mega Bundle** and enjoy paper tests, digital tests, and six print-and-go activities for every outcome in the Australian Maths Curriculum (V9.0) - all in one easy download!

YEAR 6 YEAR LONG

MATHS ACTIVITY & TEST MEGA BUNDLE



240 RESOURCES IN TOTAL!