

# DAILY 5 EXAMPLE




GROUP 1

Read the School Magazine with the teacher

WORK WITH TEACHER



30:00



GROUP 2

Read Chapter 4 of Charlie and the Chocolate Factory.

Complete 1 'visualising' activity

READ TO SELF



GROUP 3

Read Chapter 4 of Charlotte's Web with your book buddy.

Complete your Literature Circle activity

READ TO SOMEONE



GROUP 4

Write a sizzling start for the photo prompt

WORK ON WRITING



GROUP 5

Listen to Chapter 2 of Dorothy and the Wizard in Oz

Complete 2 'analyse' questions

LISTEN TO READING




GROUP 6

Complete 2 'create' questions with your spelling list

WORD WORK

## LOWER PRIMARY DAILY 5 MEGA BUNDLE

Keep scrolling to see  
what's included!





# READY TO FOSTER DEEP COMPREHENSION THROUGH THOUGHT-PROVOKING ACTIVITIES?



No-prep resource to practice essential reading and writing skills ALL YEAR LONG!



Use for small group instruction or whole class learning



Done-for-you program to support your Daily 5 framework for your classroom





# WHAT IS THE DAILY 5?



- 1 Read to Self
- 2 Read to Someone
- 3 Listen to Reading
- 4 Word Work
- 5 Work on Writing



# WHAT'S INCLUDED?

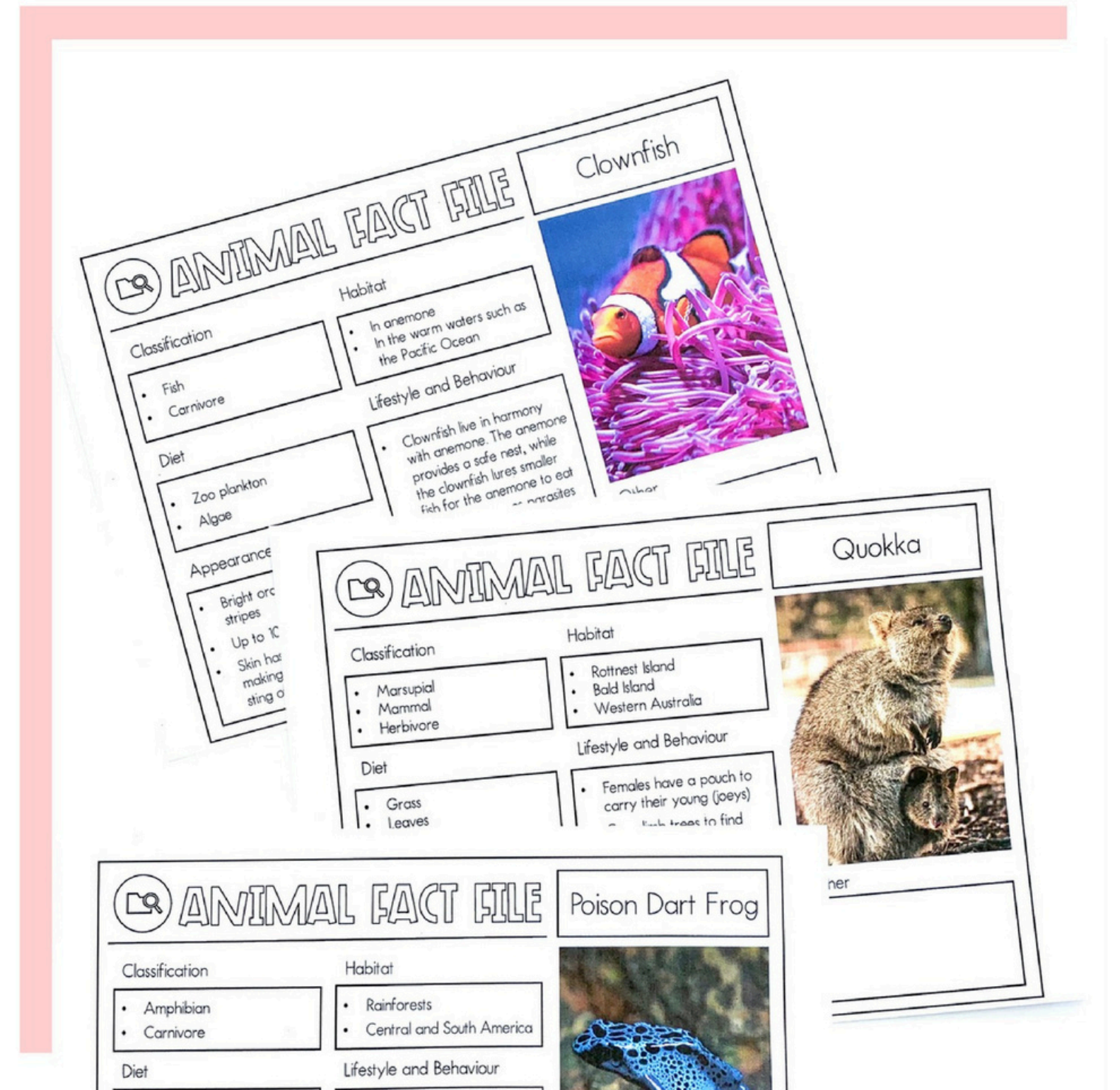
- Printable task cards and worksheets for student books
- Editable Daily 5 timetable
- Daily 5 colour AND black & white poster set
- How to implement Daily 5 e-book





# WHAT ELSE IS INCLUDED?

- 📖 100s of pages of resources to save you a TON of time and energy
- 📖 Work on Writing has **60** engaging photo prompts
- 📖 Easy differentiation with different levelled questions





# PRINTABLE AND DIGITAL

Print and go!

NAME \_\_\_\_\_

## SPELLING sketches



Sketch 6 of your spelling words below:

Type here

NAME \_\_\_\_\_

## SPELLING rainbow



Before writing each spelling word, roll a die to pick the coloured pencil you will use.

					
Red	Orange	Pink	Green	Blue	Purple

1 Type here \_\_\_\_\_ 6 \_\_\_\_\_

2 \_\_\_\_\_ 7 \_\_\_\_\_

3 \_\_\_\_\_ 8 \_\_\_\_\_

4 \_\_\_\_\_ 9 \_\_\_\_\_


PowerPoint Slides!

THE SYDNEY TEACHER

NAME \_\_\_\_\_

## WORD wizard

As Word Wizard it is your role to find, define and write sentences with interesting and difficult words from the text. When sharing with the group, allow others to share their best guesses for the unfamiliar words before you reveal the dictionary definition.



Text:			
Author:		Pages:	

Find 2 words that you are unfamiliar with. Using context clues, guess their meaning then look up the words in the dictionary.



# INCLUDES ALL THIS AND MORE!





# DAILY 5 OVERVIEW

## DAILY 5 EXAMPLE

**GROUP 1** Read the School Magazine with the teacher  
WORK WITH TEACHER

30:00

**GROUP 2**  
 Read Chapter 4 of Charlie and the Chocolate Factory.  
  
 Complete 1 'visualising' activity  
READ TO SELF

**GROUP 3**  
 Read Chapter 4 of Charlotte's Web with your book buddy.  
  
 Complete your Literature Circle activity  
READ TO SOMEONE

**GROUP 4**  
 Write a sizzling start for the photo prompt  
WORK ON WRITING

**GROUP 5**  
 Listen to Chapter 2 of Dorothy and the Wizard in Oz  
  
 Complete 2 'analyse' questions  
LISTEN TO READING

**GROUP 6**  
 Complete 2 'create' questions with your spelling list  
WORD WORK

## DAILY 5 OVERVIEW

Type here  
WORK WITH TEACHER

Type here  
  
  
READ TO SELF

Type here  
  
  
READ TO SOMEONE

Type here  
  
  
WORK ON WRITING

Type here  
  
  
LISTEN TO READING

Type here  
  
  
WORD WORK

## ACTIVITY ORGANISATION


Use these icons to customize your Daily 5 overview. Simply copy and paste the icons onto the blank template.



## STUDENT GROUPS

After grouping your students, use the group numbers or colour groups to assign Daily 5 tasks to different students. Simply copy and paste them onto the template.

GROUP 1	GROUP 5	PINK	BLUE
GROUP 2	GROUP 6	GREEN	PURPLE
GROUP 3	GROUP 7	YELLOW	RED
GROUP 4	GROUP 8	ORANGE	TEAL

DAILY 5 OVERVIEW WEEK 1						 30:00
GROUP 1						
READ TO SELF	Text		Chapter	Super 6 Strategy		Activities
	Charlie and the Chocolate Factory		4	Visualising		1
READ TO SOMEONE	Text & Chapter	Discussion Director	Connector	Word Wizard	Plot Profiler	Illustrator
	Charlotte's Web Chapter 4	Jess	Tim	Addie	Georgia	Kate
WORK ON WRITING	Write a sizzling start for the photo prompt					
LISTEN TO READING	Text		Chapter	Bloom's Question		Activities
	Dorothy and the Wizard in Oz		2	Analyse		2
WORD WORK	Spelling List	Bloom's Question		Number of activities		
	Extension	Create		2		
WORK WITH TEACHER	Read the School Magazine with teacher					




# DAILY 5 HOW TO GUIDE INCLUDED

## PUTTING IT TOGETHER!

### EXAMPLE 2 - DIFFERENTIATED GROUP OVERVIEW

Use this template if you want to differentiate all aspects of your Daily 5. Students in each group may complete different levels or amounts of work.

## DAILY 5 EXAMPLE



I hope this how-to guide has answered all your questions and helped you launch Daily 5 in your upper primary classroom.

If you'd like to know more about how I use Daily 5, please reach out to [thesydneyteacher.com](http://thesydneyteacher.com)!

Of course I also recommend checking out The Daily 5 book, and watching the video.

Jess

Jess - The Sydney Teacher

## LESSON IDEAS!

After completing extensive reading and research, I created my own Daily 5 framework (and LOVED) ever since!

I hope that if you are just beginning your Daily 5 journey, or even if you have been using it for a while, these lessons prove helpful and save you time!

All the resources listed below are available for purchase in my teacher website - [thesydneyteacher.com](http://thesydneyteacher.com).

### READ TO SELF

As all the schools I worked at used the Super Six Strategies for Comprehension, I created matching task cards that could be used for any fiction text.

The cards cover the following strategies:

- Predicting
- Make Connections
- Summarising
- Visualising
- Monitoring
- Questioning

These task cards allow for 2 elements of choice. First, students can choose the text they read. Second, students can choose which of the questions they answer for the prescribed strategy.

For example, if my explicit / whole class reading lessons focused on making connections, this would be the same focus for Daily 5.

In my Super Six Comprehension Pack, questions can be displayed as a PowerPoint on your IWB, printed as task cards that can be glued into student books, or printed in A4 size and laminated for repeated use.

## DAILY 5 IN YOUR CLASSROOM



### THE DAILY 5

One of the main reasons I love it is that it can be incorporated into any curriculum or work program. It's a Super Six Comp.

As a busy Year 5 teacher, I found the Daily 5 framework a great block for maximising teaching time and ensuring that every student is engaged in reading and writing in the way my school requires.

### GETTING SET

Boushey and Moser's framework is a great choice for engaged, motivated students.

Therefore, before I started using it, I will not only need to ensure that my students are engaged in reading, but also explicitly teach them how to read and write in the way my school requires.

The sisters use a 'Daily 5' framework. I choose a good book to read. Purpose - Why I'm reading. Interest - Does it interest me? Comprehend - Does it make sense? Know the words.

When students are given the freedom to choose their own books, their interest in reading improves, and their ability to read improves.

## ABOUT THE DAILY 5



1 - THE SYDNEY TEACHER

## IMPLEMENTING *daily 5* IN UPPER PRIMARY



THE SYDNEY TEACHER

Have you been thinking about implementing Daily 5 in your upper primary classroom? This sounds like you, you are a friend!

I was in this exact same position when I first started teaching. I had heard amazing things about working in the lower grades, but I was working in the lower grade activities for my Year 5 class, and I was doing anything suitable.

So, after doing extensive research, I created my own Daily 5 framework (and LOVED) ever since!

But, before I share how I use it in my classroom, it's important to understand the philosophies that underpin it.

### ABOUT THE DAILY 5

The Daily 5 framework was created by educators and sisters, Gail Boushey and Moser.

In their 2006 book *The Daily 5*, they reflected on current research and classroom experience to create a framework that "eliminated busy work, developed student independence, increased engagement, and accelerated growth".


Together they created *The Daily 5*, which consists of the following tasks:

- Read to self
- Work on writing
- Read to someone
- Word work
- Listen to reading



# DAILY 5 POSTERS

Colour option



Black and white versions included!





# WHAT OTHERS ARE SAYING!

**This was so helpful** when setting up Daily 5 for years 5/6 students for the first time. It helped me work out what types of tasks I can set for them. **Students enjoyed the tasks** as they were different from what they had done previously.


This is a wonderful resource to use for daily 5. I have been doing daily 5 for 2 years but never knew if I was doing it correctly. **So buying this resource has helped my confidence a lot.**



**Cannot speak highly enough of this resource!!** It has saved me so much time in implementing and organising Daily 5 in my classroom this year. **Students have responded so well to the task cards** and I love the editable planner which I can push out through Google Classroom for them to use as a checklist and to **keep themselves accountable.**



# LOOKING FOR UPPER PRIMARY?



“

This resource is fantastic. **It has saved me so much time** at the beginning of the year and helped me set up the concept of using daily 5 in my stage 3 classroom.

”

