

YEAR 5 & 6

TEAM

BUILDING

ESCAPE ROOM

[VOLUME 2]

TASK TWO QUESTION SHEET

The Sydney Teacher

1 LO FALLING VE	2 TRO YOU ARE BLE	3 JUST	4 GR8
--------------------------	-------------------------------	-----------	----------

5 FOOL GNI	6 1 hole	7 SLOW	8 SECRET SECRET SECRET
------------------	----------------	-----------	---------------------------------

Keep scrolling to see what's included!

LOOKING TO FOSTER COLLABORATION AND TEAMWORK IN YOUR CLASSROOM?




Escape Rooms provide an engaging and exciting way for students to think creatively and work collaboratively!



All puzzles are hands-on and require teamwork to complete!



This pack includes everything you need in an easy print and go format!

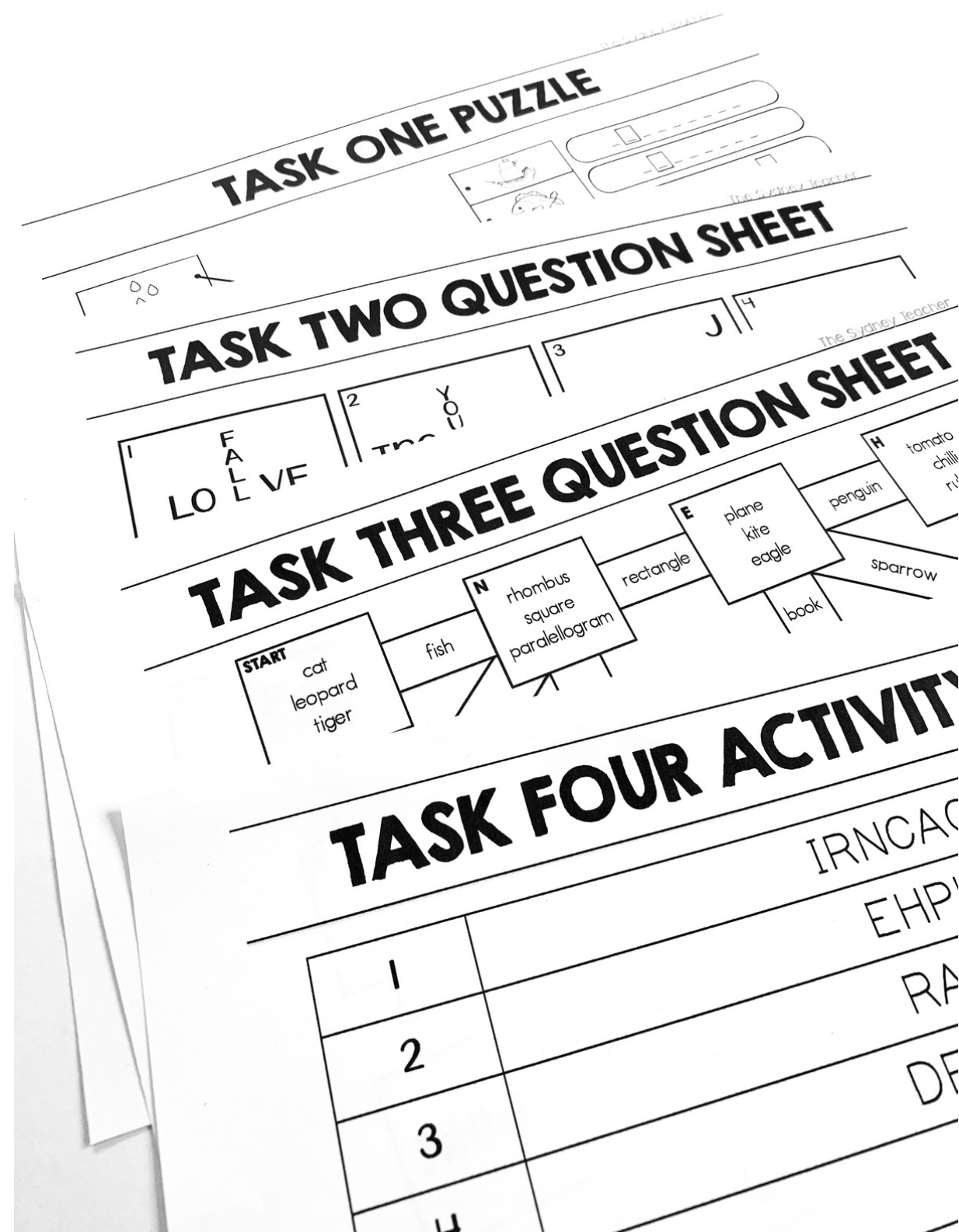


WHAT'S INCLUDED?

- Access to an exclusive and original video that sets the scene of "Horrific Hackers"!
- 4 logic-based tasks that develop problem solving skills and require collaboration
- Access to a digital (Google Slide) version of the activities
- Access to a self-checking/marking Google Form - no teacher marking required!



HOW DOES IT WORK?



- 1 Play the original animation video to set the scene of the “Horrific Hackers” and get students excited for the challenge!
- 2 Students work together to solve the 4 logic-based puzzles and uncover secret code messages like "Respect" and "Fairness".
- 3 Before moving from one puzzle to the next, students check their answers on a self-marking Google Sheet
- 4 When they have saved the school, students will receive a congratulatory message!

DO IT YOUR WAY!

Print and go!

Go digital!

The Sydney Teacher

TASK TWO ANSWER SHEET

1	<input type="text"/>
2	<input type="text"/>
3	<input type="text"/>
4	<input type="text"/>
5	<input type="text"/>
6	<input type="text"/>
7	<input type="text"/>
8	<input type="text"/>

The Sydney Teacher

TASK ONE PUZZLE

	<input type="text"/>
	<input type="text"/>
	<input type="text"/>
	<input type="text"/>
	<input type="text"/>
	<input type="text"/>
	<input type="text"/>
	<input type="text"/>

CODE: _____

CODE: _____

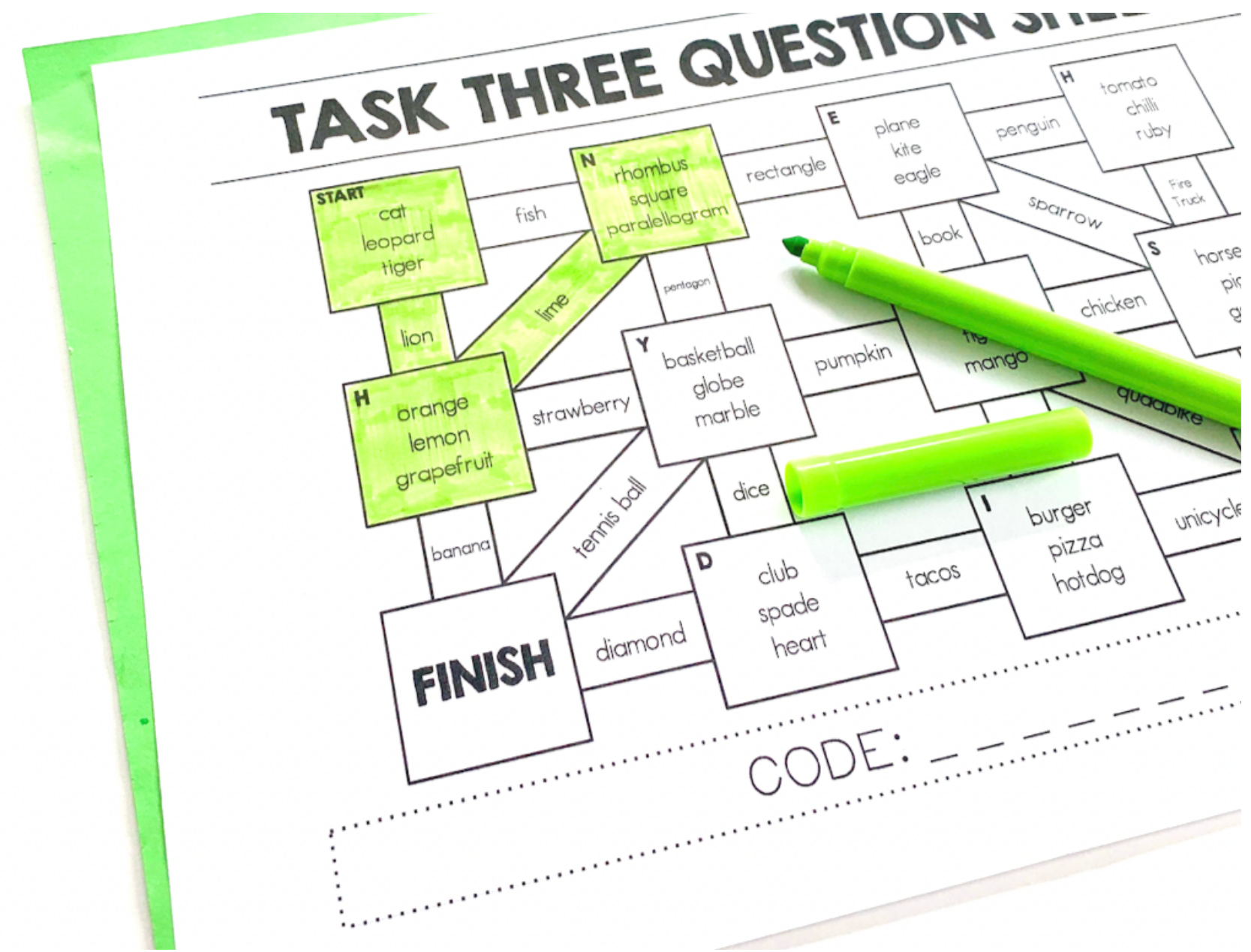
The Sydney Teacher

TASK THREE QUESTION SHEET

HOW YOU CAN USE THIS RESOURCE

This escape room is perfect for...

- Getting to know your students at the beginning of the year!
- Helping your students develop effective communication skills and team work!
- Whole class rewards!
- Open classrooms that WOW parents!



WHAT OTHER TEACHERS ARE SAYING!

My students **LOVED this activity!** Had students work in groups and all were able to solve the task questions and were **super engaged**

My students loved this resource. **It allowed for us to work on teamwork** whilst also **following all directions** of the task carefully.



This escape room activity was very challenging for my students **but they embraced the challenge and worked through it.** They were very engaged and dedicated to finishing.

LOOKING FOR VOLUME 1?



“OMG what a resource!! My kids love doing these tasks. Even used them for an open classroom with parents and they loved the tasks working through them with their children.”

TEAM BUILDING ESCAPE ROOM

THE SYDNEY TEACHER









The Sydney Teacher

TASK ONE QUESTIONS

1 STOOD MISS	2 M I LLION	3 OVER CCCCC	4 STRAW STRAW STRAW STRAW
--------------------	----------------	--------------------	---------------------------------------

The Sydney Teacher

TASK TWO QUESTIONS

 O	 H	 S	 L	E	U	O	D
table	ride	horse	flower	3	15	30	50
A	K	J	B	F	G	C	N
5	35	21	62	rock	dog	bacteria	tree
L	Q	U	S	I	M	T	U
lion	leopard	wolf	tiger	 A	 J	 E	 K
R	P	N	C	CODE: _____			

VOLUME 1



YEAR
5 & 6

SAVE THE SCHOOL!