



END OF YEAR
MEGA BUNDLE
[YEARS 3-6]

Keep scrolling to see
what's included!

NEED ENGAGING HANDS ON AND CHALLENGING TASKS FOR THE END OF THE YEAR?



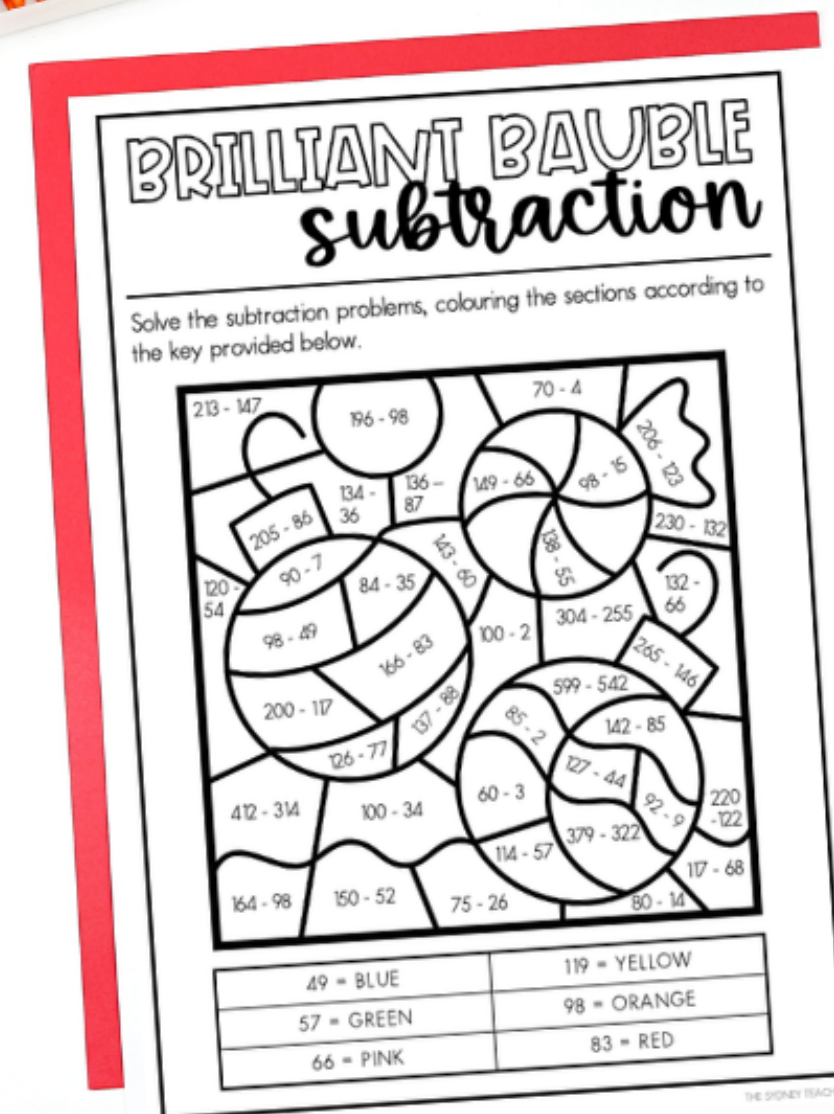
This pack contains 30 activities
perfect for the end of the year!



Includes a range of end of year reflections,
maths revision and games!



All activities are NO prep -
just print and go!



INCLUDES ALL THESE AND MORE!

NAME _____

A LETTER TO MY teacher

Write a letter to your teacher to express your gratitude and appreciation for their hard work and dedication. In your letter, reflect on and mention specific instances, lessons, or interactions that were impactful for you, and articulate how they have contributed to your learning and personal growth.

NAME _____

A LETTER TO MY past self

Reflect on your growth and experiences by writing a thoughtful letter to your past self. Consider who you were at the beginning of the year, focusing on your thoughts, feelings, fears and expectations, then share the challenges you've overcome, the knowledge you've acquired and the adventures you've had. Write this letter with kindness, offering support and reassurance to your past self, highlighting all the progress you've made!

NAME _____

MY YEAR find-a-word

Create a find-a-word that includes words that summarise your school year. Ask a friend to complete the puzzle!

NAME _____

END OF YEAR snap shots

ME → **hello- MY NAME IS**

CLASS OF **2023**

MY FAVOURITE

Age: _____
Class: _____
School: _____
Teacher(s): _____

Subject: _____
Book: _____
Movie: _____
TV show: _____

NAME _____

MOMENTS TO REMEMBER

I'LL NEVER FORGET... IT WAS HILARIOUS WHEN...

COALS FOR THE FUTURE

I'LL BE FAMOUS FOR...

NAME _____


CLASS compliments

NAME _____

FIND SOMEONE WHO...

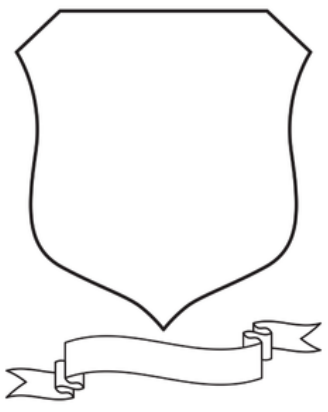
Will be going overseas this holiday
Has their birthday this holiday
Will be going to the beach this holiday
Will be visiting their family this holiday
Will be going to another city this holiday
Will be spending this holiday at home
Celebrates Christmas
Plans to read a book this holiday
Decorates their house at Christmas
Will be going to a New Years celebration
Plans on going to the movies this holiday
Will be going on a road trip this holiday

NAME _____



Design a backpack that shows what you have learnt this year as well as the experiences that made this year special.
Use colours, accessories and patterns to personalise each important moment.
Cut off the instruction panel when complete.

NAME _____



Create a class crest that shows the shared values of the students in your class.
Before drawing your crest, think about what makes your class unique as well as your shared beliefs. Then when designing your crest, use symbols, images and words that best represent these qualities.
Cut off the instruction panel when complete.

NAME _____

MULTIPLICATION wheels

Complete each multiplication wheel below:

$\times 2$ $\times 11$
 $\times 7$ $\times 5$

NAME _____

MULTIPLICATION wheels

Complete each multiplication wheel below:

$\times 3$ $\times 6$
 $\times 8$ $\times 10$

NAME _____

MULTIPLICATION wheels

Complete each multiplication wheel below:

$\times 4$ $\times 12$
 $\times 9$ $\times 1$

NAME _____

CHRISTMAS CAT



WITH LOVE

NAME _____

A-MAZE-ING division

Begin on the 'start' tile and find your way to 'finish' tile by identifying the correct number sentences. As you find a correct answer, colour it in.

START: $12 \div 4 = 3$ $30 \div 5 = 6$
FINISH: $98 \div 9 = 11$ $27 \div 3 = 9$

NAME _____

A-MAZE-ING division

Begin on the 'start' tile and find your way to 'finish' tile by identifying the correct number sentences. As you find a correct answer, colour it in.

START: $26 \div 9 = 3$ $90 \div 10 = 9$
FINISH: $28 \div 7 = 4$ $100 \div 10 = 10$

NAME _____

A-MAZE-ING division

Begin on the 'start' tile and find your way to 'finish' tile by identifying the correct number sentences. As you find a correct answer, colour it in.

START: $35 \div 5 = 7$ $30 \div 6 = 5$
FINISH: $15 \div 5 = 3$ $100 \div 10 = 10$

NAME _____

Christmas Cat PUZZLE

Cut out the puzzle pieces below, then match the quotient (answer) on the puzzle pieces to the division questions on the grid page.

NAME _____

A-MAZE-ING addition

Begin on the 'start' square and make your way through the maze, adding the numbers as you go. When you get to the 'finish' square, your total must equal 100. You cannot go through a number more than once.

START: 9 3 5 7 9
8 2 2 2 7 1
5 3 9 7 2 6
2 6 9 8 3 4
5 2 2 1 8 3
9 6 5 6 3 FINISH

NAME _____

A-MAZE-ING subtraction

Begin on the 'start' tile and find your way to 'finish' tile by identifying the correct number sentences. As you find a correct answer, colour it in.

START: $165 - 37 = 99$ $162 - 58 = 105$
FINISH: $82 - 64 = 18$ $204 - 45 = 155$

NAME _____

BRILLIANT BAUBLE subtraction

Solve the subtraction problems, colouring the sections according to the key provided below.

49 = BLUE 119 = YELLOW
57 = GREEN 98 = ORANGE
66 = PINK 83 = RED

NAME _____

CLEVER code breaker

Use the key to unlock a secret code from your teacher!

A B C D E F G H I J K L M
N O P Q R S T U V W X Y Z

NAME _____

HAPPY HOLIDAY crisscross

Fit all the words in the squares provided!

relax ocean traveler
camp icecream sunshine
vacation trip swim

NAME _____

HOLIDAY find-a-word

summer beach vacation sunscreen picnic
ocean ice cream travel friends family sand
games movies books outdoors explore park
swimming sunshine play camping fun museum

NAME _____

REINDEER riddler

Cut the puzzle blocks below, then fit them onto the grid to spell out the names of 6 of Santa's Reindeer. 2 letters have been provided as clues. Note: the squares with stars must not be covered.

HE DONN D A S
O M E V I X C R
E R N C D A T
E N C U P I D E R

CONTENTS

11 end of year reflection activities

12 pages of maths revision
(multiplication, division, addition & subtraction)

7 pages of puzzles and games



MAKE THE END OF THE YEAR STRESS FREE!

